

First Class Suggested Work 18th June

Gaeilge

This week we are revising some of the work that we have previously done in school. Keep focusing as much on spoken Gaeilge as written Gaeilge. Keep playing games that you are used to such as eye spy, bingo, hangman, matching the word to the picture and so on. All of these can be played using Irish words!

Read and complete the worksheet below. You could also test yourself! You can say the words and phrases, cover them, write them and then draw a picture to match! How many can you remember? Charades is also a fun game that you can play using the phrases and words below.

1. Féach Orm!

Mamáí

Neasa

Mamó

Mímí

Róló

ag rith

ag gáire

ag caoineadh

ag siúl

ag tafann

Mé Féin



ag léamh

ag scríobh

ag ithe

ag léim

ag ól



Daidí

Rossa



Daideo

Clíona



Teidí

A



Éist agus dathaigh.



ag léim



ag rith



ag ól



ag ithe



ag gáire



ag caoineadh



ag siúl



ag tafann

B   **Éist agus freagair.**



Cé atá ag ithe ?
Tá Mamáí ag ithe .
Níl Daidí ag ithe .




ag rith




ag tafann



ag caoineadh




ag gáire




ag ithe

Cé atá ag...?



ag léamh




ag scríobh



ag ól



ag léim



ag siúl

English


This week your child should read “First Class Postcards”, pages 87-93, from “Fun at the Circus”. Complete the following worksheet after reading the story or complete it in your skills book if you have it. Ask your child did they enjoy this story? Why? What did you like or dislike about this story? The boys can make connections between the story and their own lives.

Activity: Take the next two bold words from the story “comics” and “Central” and put them into sentences.

We are also continuing with the Just Phonics book. Complete the worksheet below or in your book if you have it at home.

After Reading Comprehension

WALT: Answer questions.

A  **Text detective**

1. Name some of the places the class went on their holidays.

2. What did Lainey use to draw the smiley face on her mam?

3. How did Evan react to having whiskers drawn on his face?

B  **Draw one thing that happened in each person's postcard.**

Lainey	Ella	Robbie
Tom	Ms Brady	

C  **Phrase finder: Write the page number.**tongue in cheek when pigs fly

Revision: soft c and soft g

A Write the correct sentence under each picture.














1. Cinderella saw a giraffe at the circus.
2. Cinderella cycles in the city.
3. Cinderella ate cereal at the cinema.
4. Cinderella wants to be a magician.
5. Cinderella had three pet mice.
6. Cinderella cut a fringe in her hair.



Maths

Where required for maths work this week allow your child to use the hundred square or the number line 0-100. These can be found in this document or on our class blogs. Complete the worksheets below or complete it in your copy. We are focusing on revision this week.

Money 3 – To ninety-nine cent

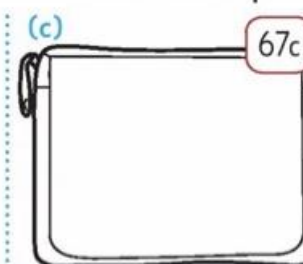
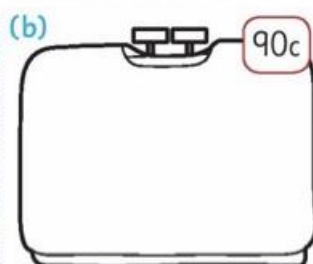
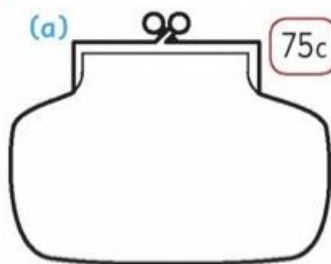
1. How much money does each purse hold?



2. Add the coins. Write the totals.



3. Draw the least number of coins needed to show the amounts in each purse.



4.  Anne and Paul have just enough money to buy the .
 Ann has .
 Paul has . The  costs c.

Challenge



Sam has . Ziggy has .

(a) How much has Sam? c

(b) How much more has Sam than Ziggy? c

(c) How much money have they altogether? c



My 0 to 100 Number Line



0 1 2 3 4 5 6 7 8 9 10 11 12 13 14 15 16 17 18 19 20 21 22 23 24 25



twinkl.co.uk



26 27 28 29 30 31 32 33 34 35 36 37 38 39 40 41 42 43 44 45 46 47 48 49 50



twinkl.co.uk



51 52 53 54 55 56 57 58 59 60 61 62 63 64 65 66 67 68 69 70 71 72 73 74 75



twinkl.co.uk



76 77 78 79 80 81 82 83 84 85 86 87 88 89 90 91 92 93 94 95 96 97 98 99 100



twinkl.co.uk

100 Square

1	2	3	4	5	6	7	8	9	10
11	12	13	14	15	16	17	18	19	20
21	22	23	24	25	26	27	28	29	30
31	32	33	34	35	36	37	38	39	40
41	42	43	44	45	46	47	48	49	50
51	52	53	54	55	56	57	58	59	60
61	62	63	64	65	66	67	68	69	70
71	72	73	74	75	76	77	78	79	80
81	82	83	84	85	86	87	88	89	90
91	92	93	94	95	96	97	98	99	100

SESE – Science/History/Geography

Complete the worksheet below or complete it in your copy/hardback. Also, continue working on any project work that you might have started. Forward on any pictures to firstclassdonacarney@gmail.com

Active Ways to Play

Tick the active ways to play. Discuss.



Children need 60 minutes of physical activity every day.

Draw your favourite way to keep active.



Why is it important to keep active?

- 1 _____
- 2 _____
- 3 _____

Art

To make your own nature collage sun catcher, you'll need:

- paper plates
- contact paper
- ribbon
- flowers and leaves
- scissors
- hole punch
- tape

If you want to show us the great artwork that you have made, please send them to firstclassdonacarney@gmail.com We would love to see them!



Extra Activities

Lego challenge: Build a bridge that can hold something heavy.

Answer Sheet

English:

Skills book:

- A1. The class went to Spain, Galway, New York, Dublin and London.
2. Lainey used the suncream to draw the smiley face on her mam.
3. Even wasn't happy to have whiskers on his face because Ella used permanent marker by mistake.

Just Phonics:

Cinderella had three pet mice.

Cinderella cut a fringe in her hair.

Cinderella saw a giraffe at the circus.

Cinderella cycles in the city.

Cinderella ate cereal in the cinema.

Cinderella wants to be a magician.

Maths:

1A) 65c B) 82C C) 95c

2A) 85c

B) 74c

C) 77c

D) 92c

E) 80c

F) 76c

3A) $75c = 50c, 20c, 5c$

B) $90c = 50c, 20c, 20c$

C) $67c = 50c, 10c, 5c, 2c$

4) 85c

Challenge: A) 45c B) 10c C) 80c