

First Class Suggested Work 19th June

Gaeilge

This week we are revising some of the work that we have previously done in school. Keep focusing as much on spoken Gaeilge as written Gaeilge. Keep playing games that you are used to such as eye spy, bingo, hangman, matching the word to the picture and so on. All of these can be played using Irish words!

Read and complete the worksheet below. You could also test yourself! You can say the words and phrases, cover them, write them and then draw a picture to match! How many can you remember? Charades is also a fun game that you can play using the phrases and words below.

1. Féach Orm!

Mamáí

Neasa

Mamó

Mímí

Róló

ag rith

ag gáire

ag caoineadh

ag siúl

ag tafann

Mé Féin




ag léamh

ag scríobh

ag ithe

ag léim

ag ól



Daidí

Rossa




Daideo

Clíona



Teidí

B  **Scríobh agus dathaigh.**


ag rith
ag léamh
ag léim

ag gáire
ag tafann
ag scríobh


ag ól
ag siúl
ag ithe



ag _____


















English

This week your child should read “First Class Postcards”, pages 87-93, from “Fun at the Circus”. Complete the following worksheet after reading the story or complete it in your skills book if you have it. Ask your child did they enjoy this story? Why? What did you like or dislike about this story? The boys can make connections between the story and their own lives.

Activity: Take the next two bold words from the story “reminded” and “Greetings” and put them into sentences.

We are also continuing with the Just Phonics book. Complete the worksheet below or in your book if you have it at home.

A  Choose the correct 'au' word.

August

fault

vault

haunt

astronaut

1. I go on my holidays in _____.
2. Tom wants to be an _____ when he grows up.
3. "It wasn't my _____ the vase broke," said Ella.
4. Does this ghost _____ your house?
5. The money was kept safe in the _____.



B  Take the tongue-twister challenge!

The boy saw the straw claw near the shawl.

1. Colour the /aw/ sounds in the tongue-twister.
How many are there?
2. Say the tongue-twister three times as fast as you can!



Remember: Adjectives are describing words.

C  Colour the adjectives.

Harry	clever	Japan	kind	cross	book	shop
Tim	sunny	tasty	afraid	jungle	owl	Jack

D  Write adjectives that describe you.

Compound words

A Write the words. Draw the pictures.




+



=



+



=



+



=



+



=



+



=



+



=



+



=



B Your teacher will read a sentence. Listen carefully. Write the sentence here.

Maths

Where required for maths work this week allow your child to use the hundred square or the number line 0-100. These can be found in this document or on our class blogs. Complete the worksheets below or complete it in your copy. We are focusing on revision this week.

Subtraction 4

A $29 - 3 = ?$

t	u
2	9
-	3
<hr/>	
2	6

B $34 - 4 = ?$

t	u
3	4
-	4
<hr/>	
3	0

Draw pictures to show these using cubes (as above).

1. $38 - 4 = ?$

t	u
3	8
-	4
<hr/>	

2. $45 - 3 = ?$

t	u
4	5
-	3
<hr/>	

Complete.

3. (a) $\begin{array}{r} 22 \\ - 1 \\ \hline \end{array}$ (b) $\begin{array}{r} 37 \\ - 5 \\ \hline \end{array}$ (c) $\begin{array}{r} 54 \\ - 3 \\ \hline \end{array}$ (d) $\begin{array}{r} 87 \\ - 6 \\ \hline \end{array}$ (e) $\begin{array}{r} 78 \\ - 5 \\ \hline \end{array}$ (f) $\begin{array}{r} 66 \\ - 2 \\ \hline \end{array}$

4. (a) $\begin{array}{r} 76 \\ - 6 \\ \hline \end{array}$ (b) $\begin{array}{r} 98 \\ - 2 \\ \hline \end{array}$ (c) $\begin{array}{r} 63 \\ - 3 \\ \hline \end{array}$ (d) $\begin{array}{r} 61 \\ - 0 \\ \hline \end{array}$ (e) $\begin{array}{r} 55 \\ - 3 \\ \hline \end{array}$ (f) $\begin{array}{r} 85 \\ - 4 \\ \hline \end{array}$

Challenge



Eoin has 36 stamps.
Tony has 4 less than that.
How many stamps has Tony?

t	u
-	
<hr/>	



My 0 to 100 Number Line



0 1 2 3 4 5 6 7 8 9 10 11 12 13 14 15 16 17 18 19 20 21 22 23 24 25



twinkl.co.uk




26 27 28 29 30 31 32 33 34 35 36 37 38 39 40 41 42 43 44 45 46 47 48 49 50



twinkl.co.uk



51 52 53 54 55 56 57 58 59 60 61 62 63 64 65 66 67 68 69 70 71 72 73 74 75



twinkl.co.uk



76 77 78 79 80 81 82 83 84 85 86 87 88 89 90 91 92 93 94 95 96 97 98 99 100



twinkl.co.uk

100 Square

1	2	3	4	5	6	7	8	9	10
11	12	13	14	15	16	17	18	19	20
21	22	23	24	25	26	27	28	29	30
31	32	33	34	35	36	37	38	39	40
41	42	43	44	45	46	47	48	49	50
51	52	53	54	55	56	57	58	59	60
61	62	63	64	65	66	67	68	69	70
71	72	73	74	75	76	77	78	79	80
81	82	83	84	85	86	87	88	89	90
91	92	93	94	95	96	97	98	99	100

SESE – Science/History/Geography

Complete the worksheet below or complete it in your copy/hardback. Also, continue working on any project work that you might have started. Forward on any pictures to firstclassdonacarney@gmail.com

The Park Ranger

Read about Kieron's job. Complete the fact file.



My name is Kieron. I work as a Park Ranger in Dublin. I open the park each morning and lock up in the evenings. I drive through the park making sure that everything is in order. Sometimes I need to remind people to keep their dog on a lead or clean up litter after they have

a picnic. Lots of people visit the park each day. In the winter I lock up the park when it gets dark. The park stays open later during the summer months.



Name	
Occupation	
Place of work	
List three of Kieron's duties.	1 _____ 2 _____ 3 _____
One question I would like to ask Kieron about his work.	_____ _____ _____

Extra Activities

Lego challenge: Build a tower.

Answer Sheet

Gaeilge:

Ag tafann ag ithe ag léamh

Ag léim ag gáire ag ól

Ag siúl ag scríobh ag rith

English:

Skills book:

A1. I go on my holidays in August.

2. Tom wants to be an astronaut when he grows up.

3. “It wasn’t my fault the vase broke,” said Ella.

4. Does this ghost haunt your house?

5. The money was kept safe in the vault.

B. 4.

C. clever, kind, cross, sunny, tasty, afraid

Just Phonics:

Starfish

Rainbow

Peanut

Butterfly

Cowboy

Pancake

Maths:

1. $38-4 = 34$ (3 tens, 4 units)

2. $45-3=42$

3. A) 21 B) 32 C) 51 D) 81 E) 73 F) 64

4. A) 70 B) 96 C) 60 D) 61 E) 52 F) 81

Challenge: $36-4= 32$