

First Class Suggested Work 22nd May

Gaeilge

This week we are revising some of the work that we have previously done in school. Keep focusing as much on spoken Gaeilge as written Gaeilge. Keep playing games that you are used to such as eye spy, bingo, hangman, matching the word to the picture and so on. All of these can be played using Irish words! The pages from the book below will help you. Also, complete the worksheet below.

Why not test yourself? Draw your own school bag, look at the words, practise saying the words, write the words that you can remember and then draw pictures to match.



Tarraing 5 Rud i do Mhála Scoile



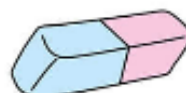
leabhar



rialóir



cóipleabhar



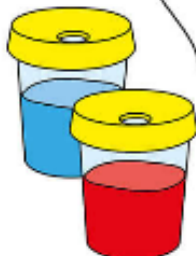
scriosán



scuab



criáin



péint



peann luaidhe



bioróir



siosúr



cás peann luaidhe

English

This week we are revising capital letters and full stops. We use a full stop at the end of a sentence. Boys, can you remember when we use capital letters? *Hint... MINTS*

Months and days

I – the word “I”

Names of people and places

Titles

Start of a sentence

Complete the worksheet below or write it in your copy.

Activity: Write your news for the week. What day is it? Is the weather nice? What did you do? What did you see? How are you feeling? Have you any plans for the weekend? Draw a picture to match. Don't forget to use capital letters and full stops!

Use a capital letter at the start of a sentence.
Finish with a full stop.

A Write

1. we have ice cream



2. the cat has milk





3. he is sad



4. she is happy



B is/are

We use **is** when we talk about one thing.
We use **are** when we talk about more than one thing,
e.g. The pig **is** fat.  The pigs **are** fat. 

1. The sun _____ hot.



2. The vans _____ red.

3. The buns _____ bad.



4. The mop _____ wet.

5. The bus _____ big.



A – Write these sentences again. Put in the capital letters and the full stops.
B – Fill in the correct word.

Maths

Where required for maths work this week allow your child to use the hundred square or the number line 0-100. These can be found in this document or on our class blogs. Complete the worksheets below or complete it in your copy. We are focusing on revision this week.

Making 10 and doubles

1. Write the answers to make 10.

(a) $2 + \square = 10$

(b) $4 + \square = 10$

(c) $7 + \square = 10$

(d) $9 + \square = 10$

(e) $5 + \square = 10$

(f) $6 + \square = 10$

(g) $3 + \square = 10$

(h) $8 + \square = 10$

(i) $10 + \square = 10$

2. Write the answers to these doubles.

(a) $6 + 6 = \square$

(b) $5 + 5 = \square$

(c) $7 + 7 = \square$

3. Make a 10 or use doubles when doing these.

(a) $3 + 5 + 3 = \square$

(b) $8 + 2 + 3 = \square$

(c) $5 + 9 + 1 = \square$

(d) $6 + 2 + 6 = \square$

(e) $5 + 4 + 4 = \square$

(f) $3 + 2 + 7 = \square$

Making links

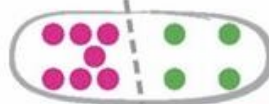
1.



(a) $7 + 4 = \square$



(b) $4 + \square = 11$



(c) $11 = 7 + \square$



(d) $11 = \square + \square$

2. (a) $8 + \square = 13$

(c) $13 = \square + 5$

(b) $5 + \square = 13$

(d) $13 = 5 + \square$

3. (a) $6 + \square = 13$

(c) $13 = 6 + \square$

(b) $\square + \square = 13$

(d) $13 = \square + 6$

4. (a) $9 + \square = 14$

(c) $14 = 9 + \square$

(b) $\square + \square = 14$

(d) $14 = \square + 9$

Ordinal number



1. Who finished in these places in the race?

(a) third (3rd) _____

(c) fifth (5th) _____

(e) second (2nd) _____

(g) sixth (6th) _____

(i) tenth (10th) _____

(b) first (1st) _____

(d) eighth (8th) _____

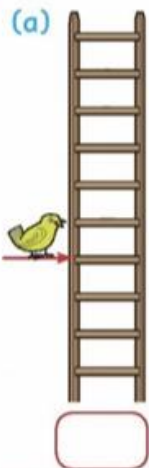
(f) ninth (9th) _____

(h) fourth (4th) _____

(j) seventh (7th) _____

2. On which step of the ladder is each of these birds?

(a)



(b)



(c)



(d)





(e)



(f)



3.  There were 7 horses in a race. The grey one finished last. She finished in th place.

4. In a race of 9 people, Jake finished in the middle.  He finished in th place.

5.  In a race of 12 athletes there were 8 who finished behind Jackie. Jackie finished th.

My 0 to 100 Number Line



0 1 2 3 4 5 6 7 8 9 10 11 12 13 14 15 16 17 18 19 20 21 22 23 24 25



twinkl.co.uk




26 27 28 29 30 31 32 33 34 35 36 37 38 39 40 41 42 43 44 45 46 47 48 49 50



twinkl.co.uk



51 52 53 54 55 56 57 58 59 60 61 62 63 64 65 66 67 68 69 70 71 72 73 74 75



twinkl.co.uk



76 77 78 79 80 81 82 83 84 85 86 87 88 89 90 91 92 93 94 95 96 97 98 99 100



twinkl.co.uk

100 Square


1	2	3	4	5	6	7	8	9	10
11	12	13	14	15	16	17	18	19	20
21	22	23	24	25	26	27	28	29	30
31	32	33	34	35	36	37	38	39	40
41	42	43	44	45	46	47	48	49	50
51	52	53	54	55	56	57	58	59	60
61	62	63	64	65	66	67	68	69	70
71	72	73	74	75	76	77	78	79	80
81	82	83	84	85	86	87	88	89	90
91	92	93	94	95	96	97	98	99	100

SESE – Science/History/Geography

Complete the worksheet below. Also, continue working on any project work that you might have started. Forward on any pictures to firstclassdonacarney@gmail.com

Activity: Create your own minibeast fact file. See the example below.

Spider Fact File



Spiders live...

Spiders eat...

Spiders survive...

A minibeast study

Find a minibeast and answer the following questions:

What minibeast did you find? _____

Where did you find it? _____

Was it alone or with others? _____

What food does it eat? _____

What might eat your minibeast? _____

Does it have a hard or soft body? _____

Does it sting? _____

How does it move? _____

Is it fast or slow? _____

Draw your minibeast and give it a name.

Art

Create your own minibeast using an egg carton! See the example below. If you want to show us the great artwork that you have made, please send them to firstclassdonacarney@gmail.com We would love to see them!



Extra Activities

Lego challenge: Make a superhero.

Active challenge: Look at the image below. Using the words below play a “video game” with your family.

Minfulness activity: Make a card for someone you miss or a card to say thank you to someone.

1. Video Game

'Fast Forward' - run

'Rewind' - backwards

'Pause' - stop

'Record' - pull a silly face

'Slow motion' - walk at half speed



Answer Sheet

English:

A1. We have ice cream.

2. The cat has milk.

3. He is sad.

4. She is happy.

B1. The sun is hot.

2. The vans are red.

3. The buns are bad.

4. The mop is wet.

5. The bus is big.

Maths: 1st page making 10 and doubles

1A) $2 + 8 = 10$

B) $4 + 6 = 10$

C) $7 + 3 = 10$

D) $9 + 1 = 10$

E) $5 + 5 = 10$

F) $6 + 4 = 10$

G) $3 + 7 = 10$

H) $8 + 2 = 10$

I) $10 + 0 = 10$

2A) $6 + 6 = 12$

B) $5 + 5 = 10$

C) $7 + 7 = 14$

3A) $3 + 5 + 3 = 11$ ($3 + 3 = 6 \dots 5 + 5 = 10 + 1 = 11$)

B) $8 + 2 + 3 = 13$

C) $5 + 9 + 1 = 15$

D) $6 + 2 + 6 = 14$ ($6 + 6 = 12 \dots 12 + 2 = 14$)

E) $5 + 4 + 4 = 13$

F) $3 + 2 + 7 = 12$ ($3 + 2 = 5 \dots 5 + 5 = 10 + 2$ (of the 7) $= 12$)

Making Links:

1A) $7 + 4 = 11$

B) $4 + 7 = 11$

C) $11 = 7 + 4$

D) $11 = 4 + 7$

2A) $8 + 5 = 13$

B) $5 + 8 = 13$

C) $13 = 8 + 5$

D) $13 = 5 + 8$

3A) $6 + 7 = 13$

B) $7 + 6 = 13$

C) $13 = 6 + 7$

D) $13 = 7 + 6$

4A) $9 + 5 = 14$

B) $5 + 9 = 14$

C) $14 = 9 + 5$

D) $14 = 5 + 9$

1A) Jane

B) Pat

C) Dave

D) Amy

E) Tom

F) Kim

G) Judy

H) Bob

I) Zeta

J) Dara

2A) 4th or Fourth

B) 6th or Sixth

C) 5th or Fifth

D) 8th or Eighth

E) 7th or Seventh

F) 3rd or Third

3. 7th

4. 5th

5. 4th