

## **First Class Suggested Work 28th May**

### **Gaeilge**

This week we are revising some of the work that we have previously done in school. Keep focusing as much on spoken Gaeilge as written Gaeilge. Keep playing games that you are used to such as eye spy, bingo, hangman, matching the word to the picture and so on. All of these can be played using Irish words! The pages from the book below will help you. Also, complete the worksheet below.

Why not test yourself? Draw your own lunch box, look at the words, practise saying the words, write the words that you can remember and then draw pictures to match.



Tarraing 5 Rud  
i do Bhosca Lóin



banana



oráiste



úll




piorra



ceapaire



sú  
oráiste

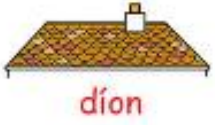










bainne



uisce

# Feicim le Mo Shúilín



1 Seo _____ 	2 Seo _____ 
3 _____ 	4 _____ 
5 _____ 	6 _____ 
7 _____ 	8 _____ 

## **English**

1. Today we are revising alphabetical order. Complete the worksheet below or write it in your copy.
2. Complete the syllables page from Just Phonics in your workbook.

a  
b  
c  
d  
e  
f  
g  
h  
i  
j  
k  
l  
m  
n  
o  
p  
q  
r  
s  
t  
u  
v  
w  
x  
y  
z

# How to Put Words into Alphabetical Order

Start by looking at the first letter of each word.



Look at the alphabet or say it to yourself.  
Which of the first letters of the words appears first in the alphabet? That will be the first word in your list.



Do the same thing again. Which is the next letter to appear?  
That will be the second word in your list.



Keep going until all your words have been put into alphabetical order.



If two or more of your words begin with the same letter, repeat the steps again by looking at the second letter and so on until all your words are in alphabetical order.

## Grammar Alphabetical Order 1

WALT: Use alphabetical order.

a b c d e f g h i j k l m n o p q r s t u v w x y z

**A**  Fill in the missing letters. **B**  Which letter comes next?

a		c		e	
	h		j		l
m		o		q	
	t		v		x
y					

1. a b c \_\_\_ m n o \_\_\_

2. j k l \_\_\_ d e f \_\_\_


3. s t u \_\_\_ w x y \_\_\_

FW

**C**  Ring the word that comes first in alphabetical order.

- map      ball      circle      world
- ice      win      like      apple
- nice      joke      sun      banana
- cry      dinner      sea      pie
- turn      fish      walk      phone



**D**  Write the letters of your name in alphabetical order.

First, write your name here:

\_\_\_\_\_

Now, write the letters in alphabetical order.

\_\_\_\_\_

**E**  Write the alphabet using capital letters.

A	B				

**A** Colour the pictures of the two-syllable animals.



tiger



lizard



gorilla



camel



elephant



peacock



crab



monkey



otter



flamingo



zebra



donkey




butterfly



kangaroo



cheetah



rhino



cobra



panda



lion



parrot

**B** Answer the questions.

1. Which animal has a cross on its back?
2. Which animal has a horn?
3. Which animal has black and white fur?
4. Which animal can have one hump or two?
5. Which animal is very fast at running?
6. Which animal looks like a horse?
7. Which animal is a kind of snake?
8. Which bird sounds like "carrot"?

donkey \_\_\_\_\_

\_\_\_\_\_

\_\_\_\_\_

\_\_\_\_\_

\_\_\_\_\_

\_\_\_\_\_

\_\_\_\_\_


## **Maths**

Where required for maths work this week allow your child to use the hundred square or the number line 0-100. These can be found in this document or on our class blogs. Complete the worksheets below or complete it in your copy. We are focusing on revision this week.





## Problem-solving – Add (+) or subtract (-)


Do I add (+) or subtract (-)?


1.  Alan had 5 crayons.  
Alice had 6 crayons.  
How many crayons had they altogether?  $5 \bigcirc \square = \square$


2. Sue had 12 balloons.  
3 of them burst.   
How many balloons are left?  $12 \bigcirc \square = \square$

3.  There were 13 apples on a tree.  
5 of them fell to the ground.  
How many apples are left on the tree?  $13 \bigcirc \square = \square$

4.  Pat had 8 stamps.  
He got 7 stamps from his friend.  
How many stamps has Pat now?  $8 \bigcirc \square = \square$

5.  Dad bought 12 eggs.  
He used 4 of them to make a cake.  
How many eggs are left?  $\square \bigcirc \square = \square$

6. There were 11 oranges on a tray.  
3 fell off.   
How many oranges are on the tray now?  $\square \bigcirc \square = \square$

7.  Sarah spent 12c.  
Ryan spent 3c.  
How much did they spend altogether?  $\square \bigcirc \square = \square$

8. There were 13 girls in a swimming class.  
There were 7 boys in the class.  
How many more girls than boys were there?  $\square \bigcirc \square = \square$

# My 0 to 100 Number Line



0 1 2 3 4 5 6 7 8 9 10 11 12 13 14 15 16 17 18 19 20 21 22 23 24 25



twinkl.co.uk



26 27 28 29 30 31 32 33 34 35 36 37 38 39 40 41 42 43 44 45 46 47 48 49 50



twinkl.co.uk



51 52 53 54 55 56 57 58 59 60 61 62 63 64 65 66 67 68 69 70 71 72 73 74 75



twinkl.co.uk



76 77 78 79 80 81 82 83 84 85 86 87 88 89 90 91 92 93 94 95 96 97 98 99 100



twinkl.co.uk

# 100 Square

1	2	3	4	5	6	7	8	9	10
11	12	13	14	15	16	17	18	19	20
21	22	23	24	25	26	27	28	29	30
31	32	33	34	35	36	37	38	39	40
41	42	43	44	45	46	47	48	49	50
51	52	53	54	55	56	57	58	59	60
61	62	63	64	65	66	67	68	69	70
71	72	73	74	75	76	77	78	79	80
81	82	83	84	85	86	87	88	89	90
91	92	93	94	95	96	97	98	99	100

## **SESE – Science/History/Geography**

Read the pages and complete the worksheet below. Also, continue working on any project work that you might have started. Forward on any pictures to [firstclassdonacarney@gmail.com](mailto:firstclassdonacarney@gmail.com)

# The Sun



The Sun is always in the sky. We get light from the Sun. We also get heat from the Sun. People, animals and plants need the Sun in order to live and grow.



The Sun is far away in space. It is much bigger than Earth. Without the Sun, Earth would be a big ball of ice.



**Setting the scene:** In this chapter, children examine the Sun as a source of heat and light. Encourage the children to talk about the things they like to do on a sunny day. The fact that the Sun is the biggest object we see in the sky should be discussed. Explain that the Sun is always there, even when it is hidden behind clouds or at night when some parts of the world turn away from the Sun. Talk about the seasons. Talk about how every living thing needs the Sun's heat and light to grow and the need to protect ourselves from strong sunlight in summer.

**Key vocabulary:** sunrise; sunset; daylight; darkness; clouds; the rays of the Sun; seasons.

The Sun rises every morning.  
This is called sunrise.  
Sometimes the Sun is hidden  
behind the clouds.  
In summer, the Sun shines  
brightly.



The Sun seems to go asleep  
at night. This is called  
sunset. We cannot see the  
Sun at night.  
This does not mean that the  
Sun has gone away.  
It is still shining somewhere  
in the world.

After the rain has stopped,  
the Sun helps to dry up the  
rainwater.  
It also helps to dry clothes  
on a clothes-line.







### Activity A

Write the correct answer.

1. The Sun \_\_\_\_\_ every morning.  
(sets, rises, sleeps, hides)
2. The Sun \_\_\_\_\_ every night.  
(sets, rises, runs, jumps)
3. The Sun seems to go \_\_\_\_\_ at night.  
(running, walking, reading, asleep)
4. We get l\_\_\_\_\_ from the Sun.  
(milk, sweets, light, books)

### Activity B

Write the correct word.



clouds    grow    sky    heat    bigger



1. The Sun gives us light and \_\_\_\_\_.
2. Sometimes the Sun is hidden behind the \_\_\_\_\_.
3. The Sun is much \_\_\_\_\_ than Earth.
4. The Sun helps plants to \_\_\_\_\_.
5. The Sun is always in the \_\_\_\_\_.

### Activity C

Unscramble the letters to make words.

u n s

k s y

a t h e

g h l i t

\_\_\_\_\_

\_\_\_\_\_

\_\_\_\_\_

\_\_\_\_\_

## Art

Create your own sun using whatever materials you have at home! See the examples below. If you want to show us the great artwork that you have made, please send them to [firstclassdonacarney@gmail.com](mailto:firstclassdonacarney@gmail.com) We would love to see them!





# PAPER PLATE SUN CRAFT







Rachel (")



## Music

Read the poem below and then create your own! Use the template as a helpful guide.

### Summer

Looks like the sun sitting in the sky

Feels like someone breathing hot air on me

Sounds like the sun crackling on the earth

Smells like salty sea water

Tastes as good as macaroni cheese

# Summer Poem

I can **see** \_\_\_\_\_

I can **hear** \_\_\_\_\_

I can **feel** \_\_\_\_\_

I can **smell** \_\_\_\_\_

I can **taste** \_\_\_\_\_

## Word bank

sun cream    barbecue    ice cream

waves  
crashing    butterfly    sunshine

seaside    flowers    delicious



## Extra Activities

**Lego challenge:** Make a castle.

**Active challenge:** Look at the image below. Play this game with your family and take turns of saying the words.

**Mindfulness activity:** How are you feeling? Is there anything that worries you? Discuss this with your parents/guardians and record it on the sheet below or in your copy.

### 4. Traffic Lights

**'Red'** - stop

**'Yellow'** - jog on spot

**'Green'** - jogging

**'1st Gear'** - walk


**'2nd Gear'** - jog

**'3rd Gear'** - sprint



---

# My Top Five Worries



## Answer Sheet

### Gaeilge:

1. Seo doras.
2. Seo dubh.
3. Seo dochtúir.
4. Seo Daidí.
5. Seo Daideo.
6. Seo doirteal.
7. Seo dó.
8. Seo donn.

### English:

Alphabetical Order:

- C. 1. Ball
2. Apple
3. Banana
4. Cry
5. Fish

Just Phonics:

- A. Tiger, lizard, camel, peacock, monkey, otter, zebra, donkey, cheetah, rhino, cobra, panda, parrot.
- B. 2. Rhino
3. Panda
4. Camel
5. Cheetah
6. Donkey
7. Cobra
8. Parrot

### **Maths:**

1.  $5 + 6 = 11$
2.  $12 - 3 = 9$
3.  $13 - 5 = 8$
4.  $8 + 7 = 15$
5.  $12 - 4 = 8$
6.  $11 - 3 = 8$
7.  $12c + 3c = 15c$
8.  $13 - 7 = 6$

### **SESE:**

1. The sun rises every morning.
  2. The sun sets every night.
  3. The sun seems to go asleep at night.
  4. We get light from the sun.
- B1. The sun gives us light and heat.
2. Sometimes the sun is hidden behind the clouds.
  3. The Sun is much bigger than the Earth.
  4. The sun helps plants to grow.
  5. The sun is always in the sky.
- C. Sun, sky, heat, light.