

## **First Class suggested work Week of April 27th**

Dear parents,

I hope everyone got on okay with the work that we posted last week. If there is too much work in these documents don't feel obliged or under pressure to complete all the work. Do what is effective and worthwhile for your child. You will have noticed on our blogs that we posted some extra work for those eager learners who want or need more. We will post extra work on a Wednesday each week for those who may require it. If you have any thoughts on the workload we are sending home don't hesitate to email us on [firstclassdonacarneyschool.ie](mailto:firstclassdonacarneyschool.ie)

Once again we will strive to provide work that is fun, worthwhile and can be completed by your child independently as much as possible.

**Anywhere, we mention using the internet, YouTube etc. we advise that parental guidance is used.**

Continue working hard on your "My Spelling Booklet", "My Just Handwriting", "Tables Champions", Gaeilge sentences and any Project work you may have started (Continue to explore and research different topics that may interest your child).

Email on any pictures of your child completing/doing work/activities etc. for a chance for them to feature on the blog. Keep an eye on our class blogs on the school website for updates.

See at the bottom of this document answer sheets for this week's HW pack.


Kind regards,  
Mr. Duffy & Ms. Egan

## Gaeilge

This week keep focusing as much on spoken Gaeilge as written Gaeilge. Keep playing games of eye spy. This time maybe start using different words you know yourself e.g. madra, carr, crann etc.

Feicim.	I see.
Chonaic mé.	I saw.
Féach ar an _____.	Look at the _____.
Tá _____ agam.	I have a _____.
Is _____ é.	It is a _____.
Thug _____ dom é.	_____ gave it to me.

# Feicim le M Shúilín



muc



mála



madra



mata










moncaí



milseán




múinteoir

1	Féach ar an _____.	
2	Féach ar an _____.	
3	Féach _____.	
4	_____	
5	_____	
6	_____	
7	_____	



# Bí ag Scríobh



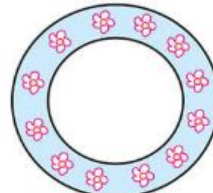
scian



forc



spúnóg



pláta




cupán



bainne



siúcra



arán



im

# Bí ag Scríobh

Tá cearc agam.



1 Tá \_\_\_\_\_ agam.



2 Tá \_\_\_\_\_ agam.



3 Tá \_\_\_\_\_ agam.



4 Tá \_\_\_\_\_ agam.



5 Tá \_\_\_\_\_ .



6 Tá \_\_\_\_\_ .



7 \_\_\_\_\_



8 \_\_\_\_\_



cearc



capall



bó



cat



madra



luch



éan



iasc



fuair



te



fliuch



tirim



gaofar



scamallach



dorcha



geal



# An Nuacht

Inniu an \_\_\_\_\_.

Inné an \_\_\_\_\_.

Amárach an \_\_\_\_\_.

Tá an lá \_\_\_\_\_.

Tá peata agam.

Is \_\_\_\_\_ é.

Thug \_\_\_\_\_ dom é.

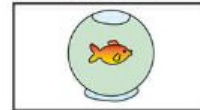
Is maith liom é.




Tarraing pictiúr.



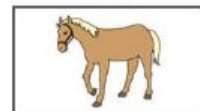
madra



iasc



cat



capall



luch



Mamáí



Daidí



Mamó



Daideo

## English

As we would in school a great way to start the week is to talk about and write about what we did at the weekend. This is a great way to get focused on enhancing your writing and get in the rhythm for the week ahead. Don't forget to draw a picture to go with your news using a lot of colour!

Last week you will have read the story "Competitions around the world" pages 55-62 in Fun at the circus. Keep reading this story and get really familiar with the words particularly with the words in dark black or **BOLD** writing. Take these words and put them into sentences to show that you really understand them.

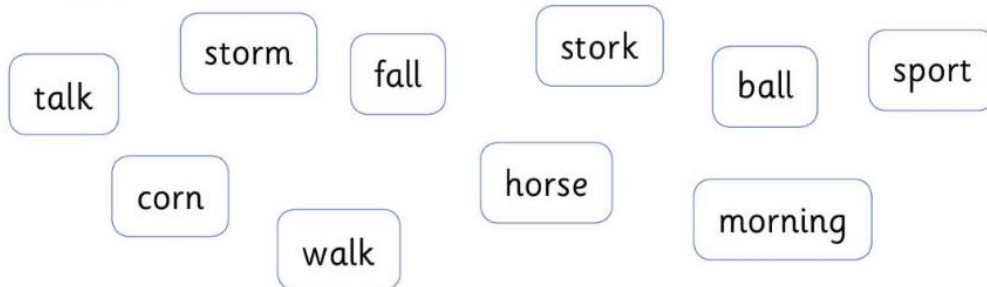
Over the coming week complete the following pages from our skills book.

**Phonics** al, or

**Grammar** Plural – 'es'

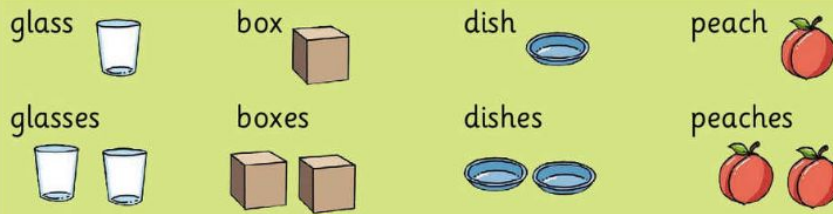
**WALT:** Read write and say 'al' and 'or' words. Make plural words with 'es'.

**A**  Colour the 'al' words yellow and the 'or' words blue.



If a word ends in **s**, **x**, **sh** or **ch** we add **es** to make more than one.

**Examples:**



**B**  Make each word plural.

FW

one bus	seven buses	one match	eight matches
one beach	four _____	one kiss	three _____
one six	two _____	one church	ten _____
one dress	eleven _____	one wish	three _____
one cross	six _____	one watch	five _____
one fox	nine _____	one witch	two _____


**Strand:** Reading **Element:** Understanding LO 4, 5  
**Strand:** Writing **Element:** Understanding LO 3



**Oral Genre Communicating**

**WALT:** Sequence and plan a procedure.

**A**  **Complete the procedure for hair freezing.**

<p>1. Dip your head into the water.</p>	<p>2. _____ _____ _____</p>	<p>3. Wait.</p>
<p>4.</p> 	<p>5. _____ _____ _____</p>	<p>6. Dunk your hair into the hot spring again. It will turn back to normal.</p>

**B**  **Plan a procedure: How to make a gold medal.**

Title: How to \_\_\_\_\_

Ring what you might need.



card    football    googly eyes    scissors  
 sunglasses    gold paint    perfume    ribbon    glue  
 black marker    teddy bear    paintbrush    pencil

Ring the bossy verbs you might use.



draw    drink    cut    cook    paint    kick  
 write    throw    glue    swim    hang

**A**  Write a procedure: How to make a gold medal.

Title: \_\_\_\_\_

**What you will need:**

	_____		_____
	_____		_____
	_____		_____
	_____		_____

**Method:**

1. 	_____
2. 	_____
3. 	_____
4. 	_____
5. 	_____
6. 	_____

Use the below prompts and the template to continue to write your own procedures. Send on plenty of pictures of what you are making/doing etc.

**Title:** \_\_\_\_\_

You will need: _____ _____ _____	_____ _____ _____
---	-------------------------

**Instructions**

First, \_\_\_\_\_  
\_\_\_\_\_  
\_\_\_\_\_

Next, \_\_\_\_\_  
\_\_\_\_\_  
\_\_\_\_\_

Then, \_\_\_\_\_  
\_\_\_\_\_  
\_\_\_\_\_

Last, \_\_\_\_\_  
\_\_\_\_\_  
\_\_\_\_\_



# Procedural Writing Topic Ideas/Prompts


- How do you play your favorite game?
- How do you tie shoes?
- How do you put on makeup?
- How do you make a snowman?
- How do you get to \_\_\_\_\_?
- How do you make \_\_\_\_\_? (*favorite recipe*)
- How do you keep a friend?
- How do you care for a pet?
- How do you get a good report card?
- How do you tidy a desk? room? house?
- How do you give your pet a bath?
- How do you make your favorite sandwich?
- How do you get better at reading?
- How do you make popcorn?
- How do you ride a bike? skateboard?
- How do you make the best of a rainy day?
- How do you make a friend?
- How do you carve a pumpkin?
- How do you decorate a Christmas tree?
- How do you sharpen a pencil?
- How to prepare for a fire drill?
- How to make and pack a lunch?
- How to whistle?
- How to blow bubbles with bubble gum?
- How to paint a picture?
- How to use a self serve checkout?
- How do you make your bed?
- How do you tidy a room?
- How do you keep your teacher happy?



## At the Air Show

### 1) Read the poem below.

You should leave your Grox at home  
when you travel by air.  
If you take him along,  
they charge you double the fare.  
And your Grox must be packed  
and locked up in a Grox Box,  
which costs much, much more  
than a little old fox box.  
So it's heaps a lot cheaper  
to fly with your foxes  
than waste all that money  
on boxes for Groxes.



(Dr Seuss)


### Draw your Grox.



Say each word. Where do you hear the **ch** sound – the beginning, middle or the end of the word?  
Write the **ch** sound in the correct box.



--	--	--



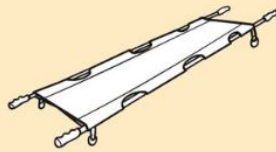
--	--	--



--	--	--



--	--	--



--	--	--



--	--	--

Read the words and write the correct word under each picture.

chips

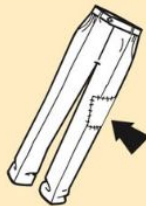
chin

chop

patch

match


punch



Objective: The child will be enabled to identify if the /ch/ sound is an initial, final or medial sound in a word, and to read and match simple words with the /ch/ sound.

Blend  
sh

Say each word. Where do you hear the **sh** sound – the beginning, middle or the end of the word?  
Write the **sh** sound in the correct box.



--	--	--



--	--	--



--	--	--



--	--	--



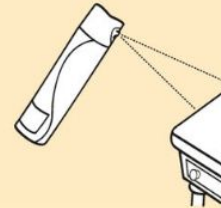
--	--	--



--	--	--

Read the words and write the correct word under each picture.

- shelf
- shop
- mash
- cash
- polish
- shampoo



# Maths

Where required for maths work this week allow your child to use the hundred square or the number line 0-100.

This week's maths activity is to play some maths games. These two games are very similar; they require two people and a deck of cards to play.

You can use either a deck of cards. 2-10 represent themselves, Jack is 11 and a Queen is 12. Or alternatively get your child to make a deck of cards with numbers 2-12.

**Game one:** Have all cards face down. Pick one up and put it on your forehead without looking at it. The other player then must describe what the number on the card is.

E.g. if the card is number 8

You can say:

"It is  $3+5$ "

"It is  $12-4$ "

"It is four more than four"

"It is two less than ten"

"It is  $3+3+2$ "

"It is  $10-1-1$ "

If the person guessing gets it right they keep the card. If they get it wrong the person asking the question keeps the card. The person with the most cards at the end of the game wins. As the game goes on, make the questions harder. If you want you can make cards up to 100.

**Game Two:** This game may require more than one set of cards 2-12 or cards higher than 12 depending on how hard you want to make it. Flip four cards and ask your child to make a number with them E.G. if a 2, 8, 10 & 4 are flipped.

You can say:

"Can you make 12"

" $8+4$ "

" $10+2$ "





" $10+4-2$ "





Allow your child to ask you some questions too. The more ways they can make the number the more points the player gets. For example the above example would get 3 points. If you want you can make cards up to 100.







# Dice and dominoes





**Dice roll:** Write the biggest and smallest numbers that can be made from these dice. Write the **biggest** number first.

1. (a)  (b)  (c)  (d) 

2. (a)  (b)  (c)  (d) 

**Domino numbers:** Write the biggest and smallest numbers that can be made from these dominoes. Write the **smallest** number first.

3. (a)  (b)  (c)  (d) 

4. (a)  (b)  (c)  (d) 

**Challenge**  was the **biggest** dice number made.  
 was the **smallest** domino number made.

# Addition 4 – Mental strategy 1

$25 + 3 = 20 + 5 + 3 = 28$

Count. Write. Colour the **cubes** the correct colour.

1.

$34 + \square = \square + \square + \square = \square$

2.

$33 + \square = \square + \square + \square = \square$

3.

$42 + \square = \square + \square + \square = \square$

Complete the following.

4. (a)  $24 + 2 = \square$       (b)  $32 + 6 = \square$       (c)  $45 + 3 = \square$   
 5. (a)  $34 + 5 = \square$       (b)  $41 + 8 = \square$       (c)  $62 + 5 = \square$



# Addition 4

**A** Sue had 24 cubes. She found 3 more. How many cubes has she now?

$$\begin{array}{r} \text{t} \quad \text{u} \\ 24 \\ + 3 \\ \hline 27 \end{array}$$


**B** Alan had 36 apples. He found 2 more. How many apples has he now?

$$\begin{array}{r} \text{t} \quad \text{u} \\ 36 \\ + 2 \\ \hline 38 \end{array}$$

Complete the following.

1. (a) 
$$\begin{array}{r} \text{t} \quad \text{u} \\ 23 \\ + 4 \\ \hline \square \end{array}$$
 (b) 
$$\begin{array}{r} \text{t} \quad \text{u} \\ 36 \\ + 3 \\ \hline \square \end{array}$$
 (c) 
$$\begin{array}{r} \text{t} \quad \text{u} \\ 22 \\ + 6 \\ \hline \square \end{array}$$
 (d) 
$$\begin{array}{r} \text{t} \quad \text{u} \\ 35 \\ + 2 \\ \hline \square \end{array}$$
 (e) 
$$\begin{array}{r} \text{t} \quad \text{u} \\ 20 \\ + 8 \\ \hline \square \end{array}$$
 (f) 
$$\begin{array}{r} \text{t} \quad \text{u} \\ 41 \\ + 8 \\ \hline \square \end{array}$$
2. (a) 
$$\begin{array}{r} \text{t} \quad \text{u} \\ 48 \\ + 1 \\ \hline \square \end{array}$$
 (b) 
$$\begin{array}{r} \text{t} \quad \text{u} \\ 53 \\ + 6 \\ \hline \square \end{array}$$
 (c) 
$$\begin{array}{r} \text{t} \quad \text{u} \\ 64 \\ + 4 \\ \hline \square \end{array}$$
 (d) 
$$\begin{array}{r} \text{t} \quad \text{u} \\ 74 \\ + 3 \\ \hline \square \end{array}$$
 (e) 
$$\begin{array}{r} \text{t} \quad \text{u} \\ 86 \\ + 2 \\ \hline \square \end{array}$$
 (f) 
$$\begin{array}{r} \text{t} \quad \text{u} \\ 91 \\ + 6 \\ \hline \square \end{array}$$

Complete the following.

4.  Lily had 24 dolls. She got 4 dolls for her birthday. How many dolls has Lily now?

5. There were 63 bees in a beehive. 5 bees came along later. How many bees are there now?



# Addition 4 – Mental strategy 2

When adding **tens** to a number, the **tens** change but the **units** stay the same.

**A**

$35 + 10 = 45$

**B**

$42 + 20 = 62$



Count. Write. Colour the cubes the correct colour.

1.

$26 + 10 = \square$

2.

$33 + \square = \square$


3.

$\square + \square = \square$

4.

$\square + \square = \square$

Complete.

5.  Ava read 26 books in October.  
She read 20 books in November.  
How many books did she read altogether?  $\square$

6. Seán scored 34 points playing football last summer.  
He scored 30 points this winter.  
How many points did he score altogether?  $\square$



## Challenge

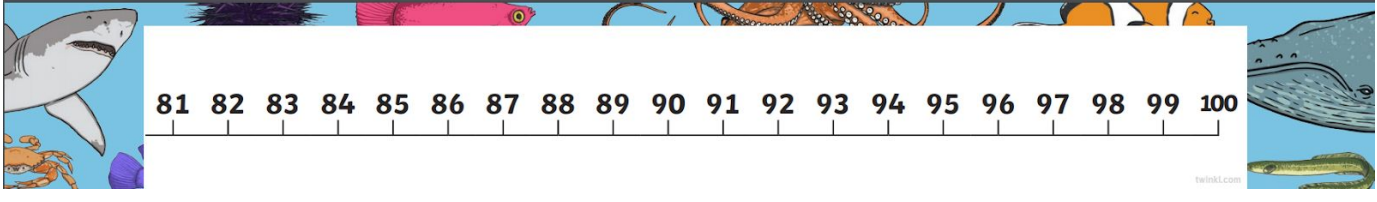
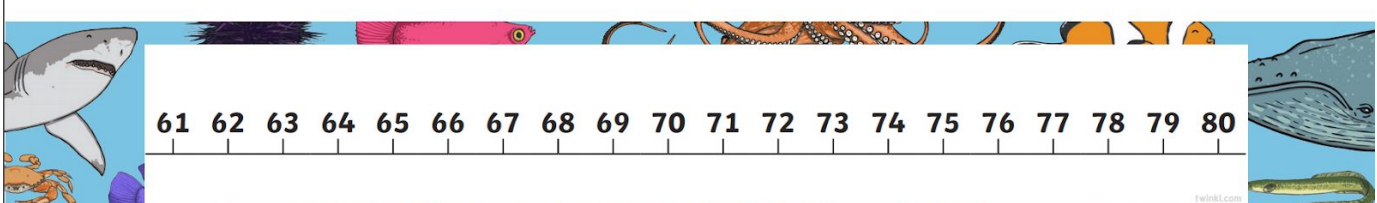
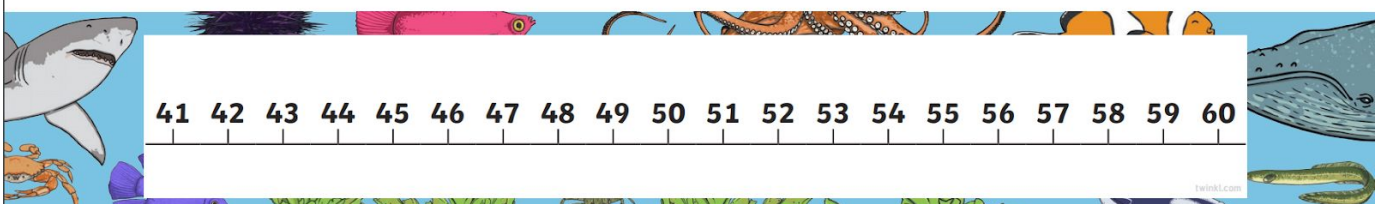
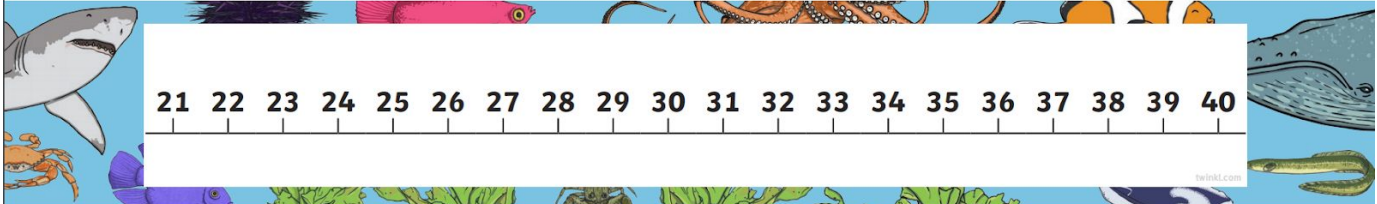



Hector had 42 bones.  
He found 10 bones each day for the next 3 days.  
How many bones has he now?  $\square$



# 100 Square

1	2	3	4	5	6	7	8	9	10
11	12	13	14	15	16	17	18	19	20
21	22	23	24	25	26	27	28	29	30
31	32	33	34	35	36	37	38	39	40
41	42	43	44	45	46	47	48	49	50
51	52	53	54	55	56	57	58	59	60
61	62	63	64	65	66	67	68	69	70
71	72	73	74	75	76	77	78	79	80
81	82	83	84	85	86	87	88	89	90
91	92	93	94	95	96	97	98	99	100



# S.E.S.E



## Natural Materials

### New Words

natural manufactured silk silkworm cocoon

A natural material is something that comes from the ground, from a plant or from an animal.

**A** Look at each material. Write the correct word under each one.

Cotton Wool Silk Rubber



W \_\_\_\_\_  
from a sheep.



C \_\_\_\_\_  
from a cotton  
plant.

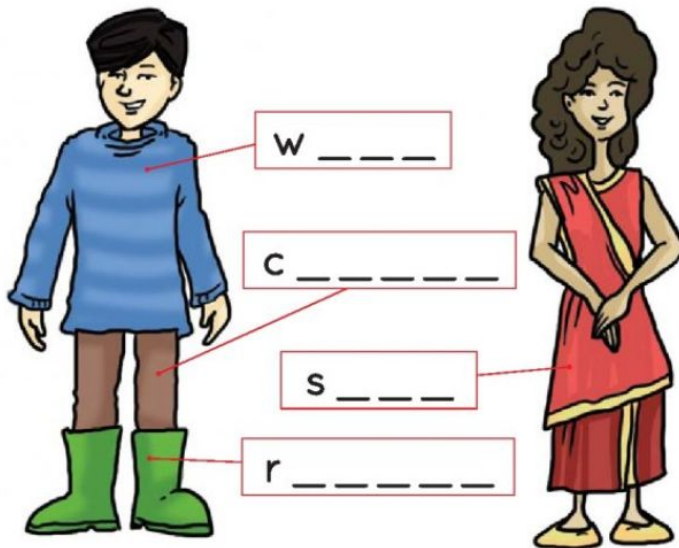


R \_\_\_\_\_  
from a rubber  
tree.



S \_\_\_\_\_  
from a  
silkworm.

**B** What material is each person wearing? Write your answers.



### Hot History

In 2010, Hilton Barrett of Australia set a new world record for shearing a sheep. It took him just 39.31 seconds.

## Natural Materials and Manufactured Materials

Objects can be natural or they can be manufactured (*man u fact ured*). Natural objects are found in the world around us, e.g. apples. Manufactured objects are things that people make, e.g. a plastic bag.



**C** You can see lots of things at the seashore. Some things are natural. Some things are manufactured. Draw each seaside object in the correct box. Write its name.

**Natural**

Starfish

Beach ball

Sun cream

Palm trees

Sand

Water

Deckchair

Sunglasses

**Manufactured**

Look around your classroom and find materials that are natural or manufactured. Draw these materials.







# Common Irish Birds

**A** Write the name of each bird. Use the correct colours to colour them.

blackbird

robin

thrush


blue tit

swallow


1 


b \_\_\_\_\_



2 

b \_\_\_\_\_




3 


t \_\_\_\_\_




4 

r \_\_\_\_\_



5 

s \_\_\_\_\_



Watch the birds near your home for a week. Write the names of the birds you see.



# Egyptian Hieroglyphics

## New Words

Egypt hieroglyphics papyrus reeds crushed



Long ago in Egypt, people did not use letters when they were writing. They used pictures. Each letter had a special picture. The pictures were called hieroglyphics.

You say it like this:  
*hi ro glyph ics*. It took a very long time for children to do their homework!

The Egyptian people did not have any paper. At that time nobody knew how to make paper. People used leaves from the papyrus plant to write on. The leaves were very thin and very wet. The leaves



Papyrus plant



Papyrus paper

were squeezed together under a heavy rock or in a machine called a press. They were then left to dry in the sun before the people could write on them.

The Egyptians did not have pencils or markers to write with. They used ink and sharp reeds. They made the ink when they crushed some plants and mixed them with water. Ink was like paint, so when they were finished writing they had to wait for it to dry. The sharp reed was long and thin like a pencil.



Reed pencils



Ink pot

**A** Here are the hieroglyphic pictures for each letter.  
Can you draw your name?

A	B	C	D	E	F	G	H	I	J	K	L	M	N		
O	P	Q	R	S	T	U	V	W	X	Y	Z				

**B** Crack the code! Write the message.


**C** Pair work. Think of an object.  
Use hieroglyphics to write the name of it. Can your partner read what it is?

The object is \_\_\_\_\_

\_\_\_\_\_.



Encourage your child to explore these topics in deeper detail. Why not go on a nature trail from inside your house to your back garden? How many natural and manufactured materials can you find, write about and draw? Why not research the processes of how these natural and manufactured things are made?

While on your nature trail can you see any birds? Did you see a blackbird, robin, thrush, blue tit or a swallow? If not what birds did you see? Can you draw the birds you see and find out some information about them. Visit <https://birdwatchireland.ie/irelands-birds-birdwatch-ireland/garden-birds/> and see if you can spot them and find out some more information about them too.

Your child could do a project or research based on Egypt. Visit <https://www.natgeokids.com/ie/discover/history/egypt/ten-facts-about-ancient-egypt/> for more information on Egypt. Can you draw a pyramid? Is it made of natural or processed materials? Why do you think this? What would you put inside a pyramid if you owned one?

## Visual Arts

Over the next few weeks we are going to challenge your child to get creative with art everyday! Draw colour, create, do whatever they want or can do, get as creative as possible! Each week winner(s) will be picked to receive an art cert for artist of the week! So make sure to send all your artwork to [firstclass@donacarneyschool.ie](mailto:firstclass@donacarneyschool.ie) to be in with a chance and to feature in your class gallery on the blog.

**Monday:** Your Favorite Season?

**Tuesday:** Your Own Galaxy.

**Wednesday:** What Flies at Night?

**Thursday:** Something **BIG!**

**Friday:** Something that breathes Fire!

# **Physical Education**

Here are some ideas for P.E;

- Practice creative dancing - put on some music you and your child like, and let them practice freestyle dancing. React to the music like we do in class when we use GoNoodle .
- Joe Wicks is providing a fantastic free service on YouTube "P.E with Joe". Joe is fantastic at getting everyone in the family moving in a fun way. Well worth a watch.
- "Cosmic Kids Yoga" is another great free resource on YouTube that is ideal for mindfulness and relaxation for all children.
- Challenge your child to try and "run a mile" in the back garden like we do in school. Make sure they count and record how many laps they do, try and beat it tomorrow.
- GoNoodle is another great free resource click "Get Started" and "Families Play Now". All the children in First class know how this works so they can help you out if you need it.

## **Other useful websites:**

RTE will be broadcasting an hour of "school on TV" everyday. It will run from 11-12 Monday to Friday on RTÉ 2, with a shorter "catch-up" segment later in the afternoon. The programme will also be available on the RTÉ Player and supporting worksheets and other material will be on RTE.ie/learn.

Some of these websites will ask for "grade" instead of class. First or Second grade will line up with what your child will be learning in first class. We are not asking anyone to sign up to anything or to commit money to anything.

### **Literacy and Maths games:**

<https://www.abcya.com/>

<https://ie.ixl.com/>

### **For S.E.S.E and any project work:**

<https://kids.nationalgeographic.com/>

<https://www.nasa.gov/stem>

<https://www.dublinozoo.ie/animals/>

**General educational games:**

<https://www.highlightskids.com/>

**Ebooks & Reading:**

<https://www.oxfordowl.co.uk/for-home/find-a-book/library-page/>

<https://www.teachyourmonstertoread.com/>

**Phonics Games:**

<https://www.phonicsbloom.com/>

## Week 27<sup>th</sup> of April - Answer Sheet

### ***Gaeilge - Bua na Cainte lch.59***

1. Féach ar an madra.
2. Féach ar an milseán.
3. Féach ar an mála.
4. Féach ar an muc.
5. Féach ar an moncaí.
6. Féach ar an mata.
7. Féach ar an múinteoir.

### ***Lch.62***

1. Arán
2. Siúcra.
3. Bainne.
4. Cupán.
5. Scian.
6. Pláta.
7. Forc.
8. Spúnóg.
9. Im.

### ***Lch.63***

1. Tá capall agam.
2. Tá bó agam.
3. Tá cat agam.
4. Tá éan agam.
5. Tá iasc agam.
6. Tá madra agam.
7. Tá luch agam.
8. Tá cearc agam.



**English – page 113.**

- A. *Yellow words:* talk, fall, walk, ball. *Blue words:* storm, corn, horse, stork, morning, sport.
- B.
1. One bus – seven buses
  2. One match – eight matches
  3. One beach – four beaches
  4. One kiss – three kisses
  5. One six – two sixes
  6. One church – ten churches
  7. One dress – eleven dresses
  8. One wish – three wishes
  9. One cross – six crosses
  10. One watch – five watches
  11. One fox – nine foxes
  12. One witch – two witches

**Page 114.**

- A.
1. Dip your head into the water.
  2. Allow the cold air to freeze your hair.
  3. Wait.
  4. When your hair begins to freeze, style your hair.
  5. Let your hair completely freeze.
  6. Dunk your hair into the hot spring again. It will turn back to normal.
- B. *Title:* How to make a gold medal.  
*You will need:* Card, scissors, gold paint, ribbon, glue, black marker, pencil, paintbrush.  
*Verbs:* Draw, cut, paint, write, glue, hang.

**Page 115.**

A. *Title:* How to make a gold medal.

*What you will need:* Cardboard, paintbrush, scissors, black marker, gold paint, ribbon, glue.

*Method:* 1. Draw a circle onto your piece of cardboard.

2. Cut out your circle, this will be your medal.

3. Paint your medal gold with paint and a paintbrush.

4. Using a black marker, write 1<sup>st</sup> place on your medal.

5. Stick the ribbon onto your medal with glue.

6. Hang your medal on your wall.

**Page 13 "ch"**

1. Chin

2. Chop

3. Punch

4. Patch

5. Match

6. Chips

**Page 14 "sh"**

1. Shampoo

2. Shelf

3. Polish

4. Cash

5. Mash

6. Shop

**Mathematics – page 129.**

1. A) 63, 36  
B) 54, 45  
C) 65, 56  
D) 64, 46
2. A) 84, 48  
B) 75, 57  
C) 93, 39  
D) 86, 68
3. A) 45, 54  
B) 23, 32  
C) 46, 64  
D) 56, 65
4. A) 59, 95  
B) 49, 94  
C) 67, 76  
D) 69, 96

*Challenge:* 93 was the biggest **dice** number made.

23 was the smallest **domino** number made.

**Page 131.**

1.  $34 + 4 = 30 + 4 + 4 = 38$
2.  $33 + 6 = 30 + 3 + 6 = 39$
3.  $42 + 7 = 40 + 2 + 7 = 49$
4. A)  $24 + 2 = 26$   
B)  $32 + 6 = 38$   
C)  $45 + 3 = 48$
5. A)  $34 + 5 = 39$   
B)  $41 + 8 = 49$   
C)  $62 + 5 = 67$

**Page 132.**

1. A) 27  
B) 39  
C) 28  
D) 37  
E) 28  
F) 49
2. A) 49  
B) 59  
C) 68  
D) 77  
E) 88  
F) 97
4.  $24 + 4 = 28$
5.  $63 + 5 = 68$

**Page 133.**

1.  $26 + 10 = 36$
2.  $33 + 10 = 43$
3.  $37 + 20 = 57$
4.  $25 + 40 = 65$
5.  $26 + 20 = 46$
6.  $34 + 30 = 64$

*Challenge:*  $42 + 10 + 10 + 10$  **OR**  $42 + 30 = 72$

**S.E.S.E.**

**Science Natural Materials page 88 + 89**

A. 1) Wool comes from a sheep.

2) Cotton comes from a cotton plant.

3) Rubber comes from a rubber tree.

4) Silk comes from a silkworm.

B. Wool, cotton, silk, rubber.

C) Natural: Starfish, palm trees, sand, water.

Manufactured: Beach ball, sun cream, deckchair, sunglasses.

**Science Page 90.**

1. Blue tit.
2. Blackbird.
3. Thrush.
4. Robin.
5. Swallow.

**History page 92 + 93.**

- A. Draw your name.
- B. I like to write.
- C. The object is \_\_\_\_\_.