


Suggested work Monday 15th June


Gaeilge

This week we are revising some of the work that we have previously done in school. Keep focusing as much on spoken Gaeilge as written Gaeilge. Keep playing games that you are used to such as eye spy, bingo, hangman, matching the word to the picture and so on. All of these can be played using Irish words!

Read and complete the worksheet below. You could also test yourself! You can say the words and phrases, cover them, write them and then draw a picture to match! How many can you remember? Charades is also a fun game that you can play using the phrases and words below.

2. Is Maith Liom...






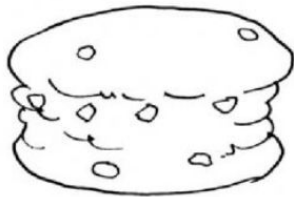
A   Éist agus dathaigh.



sicín



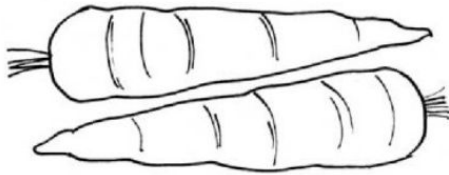
ispíní



scón



bainne



cairéid



milseáin



subh



calóga


B   Éist agus freagair.




An maith leat scón ?
Is maith liom scón .
Ní maith liom ispíní .



bainne



cairéid



scón




milseáin



sicín


An maith leat..?




calóga




im



subh



ispíní



arán

English

This week your child should read “First Class Postcards”, pages 87-93, from “Fun at the Circus”. Complete the following worksheet after reading the story or complete it in your skills book if you have it. Ask your child did they enjoy this story? Why? What did you like or dislike about this story? The boys can make connections between the story and their own lives.

Activity: Take the next two bold words from the story “postcards” and “tradition” and put them into sentences.

We are also continuing with the Just Phonics book. Complete the worksheet below or in your book if you have it at home.

First Class Postcards



Before Reading Brainstorming

WALT: Read using different voices.

A  What do you think of when you hear the title?

B  Read the text using a voice in the jar.



Last night, I tried to paint whiskers on his face, but he woke up after I drew the first one. He wasn't happy, especially when he tried to wash it off. I had used a permanent marker by mistake. It took a long, LONG time for it to come off. Evan is cross with me. Dad thinks I should have asked him first. Evan said he'll dress up as my cat when pigs fly. Oh well, maybe I will dress up as a cat instead of a witch.

1. Which voice did you like using the best? _____
2. Which voice did you like using the least? _____

Strand: Oral Language Element: Understanding LO 5
Strand: Reading Element: Exploring and Using LO 7

Soft c and hard c

Soft c makes an s sound when it comes before i, e and y.

A Colour the soft c words (city) green. Colour the hard c words (card) yellow.

	ice	cell	car	
city	cake	cent	cabin	calf
price	camel	space	camera	nice
card	circle	cabin	cast	cellar
coat	dance	notice	cave	princess
cone	juice	cactus	mice	twice
cookie	rice	couch	cement	slice
cow	ace	cube	centre	grace
cup	voice	place	cuckoo	pencil
	coral	colour	face	cold

B Your teacher will read a sentence. Listen carefully. Write the sentence here.

Objective: to read words containing the soft c and hard c sounds.
 Dictation for page 72: Emer rolls the dice.




Maths

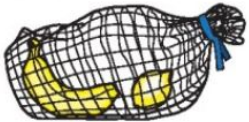

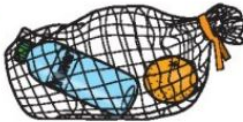



Where required for maths work this week allow your child to use the hundred square or the number line 0-100. These can be found in this document or on our class blogs. Complete the worksheets below or complete it in your copy. We are focusing on revision this week.

Money 3




Shopping



1. Find the cost of each bag (use the items above).

(a) 	(b) 	(c) 
<input type="text"/> c	<input type="text"/> c	<input type="text"/> c
(d) 	(e) 	(f) 
<input type="text"/> c	<input type="text"/> c	<input type="text"/> c

2. Complete using the items at the top of the page.

	Buy	Cost	Change out of 50c	Draw the coins needed to show the change
(a)		<input type="text"/> c	<input type="text"/> c	
(b)		<input type="text"/> c	<input type="text"/> c	
(c)		<input type="text"/> c	<input type="text"/> c	

Challenge

Iggy has .

Ziggy has .

Who has least and by how much?

has least by c



My 0 to 100 Number Line



0 1 2 3 4 5 6 7 8 9 10 11 12 13 14 15 16 17 18 19 20 21 22 23 24 25



twinkl.co.uk




26 27 28 29 30 31 32 33 34 35 36 37 38 39 40 41 42 43 44 45 46 47 48 49 50



twinkl.co.uk



51 52 53 54 55 56 57 58 59 60 61 62 63 64 65 66 67 68 69 70 71 72 73 74 75



twinkl.co.uk



76 77 78 79 80 81 82 83 84 85 86 87 88 89 90 91 92 93 94 95 96 97 98 99 100



twinkl.co.uk

100 Square

1	2	3	4	5	6	7	8	9	10
11	12	13	14	15	16	17	18	19	20
21	22	23	24	25	26	27	28	29	30
31	32	33	34	35	36	37	38	39	40
41	42	43	44	45	46	47	48	49	50
51	52	53	54	55	56	57	58	59	60
61	62	63	64	65	66	67	68	69	70
71	72	73	74	75	76	77	78	79	80
81	82	83	84	85	86	87	88	89	90
91	92	93	94	95	96	97	98	99	100

S.P.H.E

My 5 Days of Kindness

Each day, I will record what act of kindness I did that day.

← →

Day 1 _____

Who I was kind to? _____

What did I do? _____

← →

Day 2 _____

Who I was kind to? _____

What did I do? _____

← →

Day 3 _____

Who I was kind to? _____

What did I do? _____

← →

Day 4 _____

Who I was kind to? _____

What did I do? _____

← →

Day 5 _____

Who I was kind to? _____

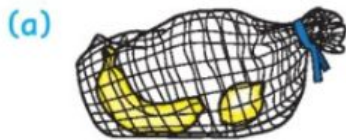
What did I do? _____

Lego Challenge

Build something you find on a farm.

Answer sheet:

1. Find the cost of each bag (use the items above).



41 c



35 c



42 c



49 c



45 c



38 c

2. Complete using the items at the top of the page.

	Buy	Cost	Change out of 50c	Draw the coins needed to show the change
(a)		46 c	4 c	2c + 2c
(b)		34 c	16 c	10c + 5c + 1c
(c)		42 c	8 c	5c + 2c + 1c

Challenge

Iggy has

Ziggy has

Who has least and by how much?

Ziggy has least by **8 c**

