

## **Suggested work 25th May 2020**

Dear parents/guardians,

We hope that everyone is keeping safe and healthy. This week we are continuing to revise previously covered topics in school. There have been requests for revision in regards to grammar in English in particular. Where we have posted a page in the work documents, check your son's books to see have they completed the pages. This will save screen time and printing.

In the coming weeks we will be moving forward in the skills book, just phonics book, Busy at maths and Bua na cainte. So please do not work ahead in any of these books. Feel free to work backwards and ensure that your son has every page completely finished.

Over the last few weeks we have covered a lot of topics in science, geography and history. If there is a particular subject or topic that interests your son feel free to further research these topics and send on any projects that your child might complete.

If you have any other questions or issues please do not hesitate to email us;  
[firstclassdonacarney@gmail.com](mailto:firstclassdonacarney@gmail.com)

Kind regards,  
Mr Duffy & Ms. Egan

## **Gaeilge**


This week we are revising some of the work that we have previously done in school. Keep focusing as much on spoken Gaeilge as written Gaeilge. Keep playing games that you are used to such as eye spy, bingo, hangman, matching the word to the picture and so on. All of these can be played using Irish words! The pages from the book below will help you. Also, complete the worksheet below.



# An Nuacht



Mé Féin




Inniu an \_\_\_\_\_.

# English

Sometimes **ou** and **ow** make the same sound.

**A** Read the words. Write the correct words in each picture.

out how loud now proud down town count brown gown  
cloud cow mouth ground couch crown round clown



**B** Read and remember.



flour



flower

**C** Your teacher will read a sentence. Listen carefully. Write the sentence here.

---



## Capital Letters (3)

The name of a person always begins with a **capital** letter.  
Example: My brother is **C**onor and my sister is **J**ane.

### A. Write these children's names correctly.



niamh



carl



eoin



tamara



james

### B. Read each sentence and write the name of the child.

1. Ben has a blue shirt and red hair.
2. Amy has blonde hair and glasses.
3. Kate has black hair and a yellow top.
4. Finn always wears a cap.



\_\_\_\_\_



\_\_\_\_\_



\_\_\_\_\_



\_\_\_\_\_

### C. Write each sentence correctly.

1. jenny and rachel both have black hair.  
\_\_\_\_\_
2. do you know where frank is hiding?  
\_\_\_\_\_
3. my best friends are sean and david.  
\_\_\_\_\_
4. shauna and jill are on holiday.  
\_\_\_\_\_

## **Maths**


Where required for maths work this week allow your child to use the hundred square or the number line 0-100. These can be found in this document or on our class blogs. Complete the worksheets below or complete it in your copy. We are focusing on revision this week.



## Pattern – Odd and even

1. There are  socks on the line.  
This is an \_\_\_\_\_ number.



2.  There are  birds on the wall.  
This is an \_\_\_\_\_ number.

3. (a) Write the next 6 **even** numbers after 2.

2, \_\_\_\_\_, \_\_\_\_\_, \_\_\_\_\_, \_\_\_\_\_, \_\_\_\_\_, \_\_\_\_\_.

- (b) Write the next 7 **odd** numbers after 1.

1, \_\_\_\_\_, \_\_\_\_\_, \_\_\_\_\_, \_\_\_\_\_, \_\_\_\_\_, \_\_\_\_\_, \_\_\_\_\_.

4. (a) Write the **even** numbers by starting at 16 and getting smaller.

16, 14, \_\_\_\_\_, \_\_\_\_\_, \_\_\_\_\_, \_\_\_\_\_, \_\_\_\_\_.

- (b) Write the **odd** numbers by starting at 15 and getting smaller.

15, 13, \_\_\_\_\_, \_\_\_\_\_, \_\_\_\_\_, \_\_\_\_\_, \_\_\_\_\_.

5. (a) Even numbers end in **0**, \_\_\_\_\_, \_\_\_\_\_, \_\_\_\_\_ or \_\_\_\_\_.

- (b) Odd numbers end in **1**, \_\_\_\_\_, \_\_\_\_\_, \_\_\_\_\_ or \_\_\_\_\_.

6. Ring the two numbers that do not belong on each line.

(a) 3   7   9   12   13   14   15

(b) 4   5   8   9   10   12   14

7. (a) Colour the **odd** numbers.

6  7  8  9  10  11  12  13  14  15

- (b) Colour the **even** numbers.

6  7  8  9  10  11  12  13  14  15

8. (a) When I add two **odd** numbers I get an \_\_\_\_\_ number.

- (b) When I add an **even** number to an **odd** number  
I get an \_\_\_\_\_ number.

9. There are 15 children in a club.  
If 8 of them are girls, there is an \_\_\_\_\_ number of boys.

# My 0 to 100 Number Line



0 1 2 3 4 5 6 7 8 9 10 11 12 13 14 15 16 17 18 19 20 21 22 23 24 25



twinkl.co.uk




26 27 28 29 30 31 32 33 34 35 36 37 38 39 40 41 42 43 44 45 46 47 48 49 50



twinkl.co.uk




51 52 53 54 55 56 57 58 59 60 61 62 63 64 65 66 67 68 69 70 71 72 73 74 75



twinkl.co.uk



76 77 78 79 80 81 82 83 84 85 86 87 88 89 90 91 92 93 94 95 96 97 98 99 100



twinkl.co.uk



# 100 Square

1	2	3	4	5	6	7	8	9	10
11	12	13	14	15	16	17	18	19	20
21	22	23	24	25	26	27	28	29	30
31	32	33	34	35	36	37	38	39	40
41	42	43	44	45	46	47	48	49	50
51	52	53	54	55	56	57	58	59	60
61	62	63	64	65	66	67	68	69	70
71	72	73	74	75	76	77	78	79	80
81	82	83	84	85	86	87	88	89	90
91	92	93	94	95	96	97	98	99	100

# S.E.S.E

7

Plants

## What wildflowers grow in Ireland?



A. Read about these Irish wildflowers. Go on a wildflower hunt. Tick the flowers that you see.

These flowers can usually be seen in spring all over Ireland.



daffodil



The Irish word for daffodil is *lus an chromchinn*. It means 'plant of the bowed head'.



daisy



Daisies are one of the most common wildflowers in Ireland. Have you ever made a daisy chain?



primrose



Try to spot these small yellow flowers in damp places like woods and hedges.



wild garlic



Look out for this star-shaped white flower. What do you think it smells like?



dandelion



Dandelions have yellow flowers when they first bloom. Then they turn to white seeds that are blown away by the wind.



gorse



Gorse is a big shrub. You might spot it on grassy hills in the countryside. Be careful – gorse stems are thorny.

There are over 2,000 species of plant in Ireland.



Geography

54

Natural environments: The local natural environment

Ask an adult before touching wildflowers. Some are poisonous.



**B. Find a wildflower in your local area. Study it and record information about it. If you can't find a wildflower, research one.**



**Name**



**Habitat**

grass  wood  coast

water  bog  town/city



**Location**

**Helpful words:** over under beside



**Colour and shape of flower**



**Draw a detailed sketch of your wildflower. Label it.**



**Size**

What could you use to measure it?



**Smell**



**Colour and shape of leaves**



**Minibeasts nearby**



**Texture (Feel)**

Natural environments: The local natural environment

A botanist is a person whose job it is to study plants.

S.P.H.E

# My Happiness Journal

Name: \_\_\_\_\_

Draw a picture of yourself feeling happy.



**Mind Your Mind!**





# Monday



Can you think of two things that made you feel happy today?

1. I felt happy when...

2. I felt happy when...

## Homework

Talk about these pictures with a parent/guardian.

# Tuesday

Can you think of two things that made you feel happy today?

1. I felt happy when...

2. I felt happy when...



## Homework

Talk about these pictures with a parent/guardian.



# Wednesday



Can you think of two things that made you feel happy today?

1. I felt happy when...

2. I felt happy when...

## Homework

Talk about these pictures with a parent/guardian.



# Thursday

Can you think of two things that made you feel happy today?

1. I felt happy when...

2. I felt happy when...



## Homework

Talk about these pictures with a parent/guardian.

# Friday



Can you think of two things that made you feel happy today?

1. I felt happy when...

2. I felt happy when...

## Homework

Talk about these pictures with a parent/guardian.

Why not try to continue this activity over the weekend?

## **Extra Activities:**

### **Lego Challenge:**

Make something that you want to be when you grow up!

### **Active Challenge:**

**Book-Worm Workout:** Story time doesn't have to be just a bedtime ritual. Pick a book that has a word that's often repeated. For example, choose the word "hat" if you're reading *The Cat in the Hat*. Every time the word comes up in the story, get your kid to do a jumping jack.

### **Mindfulness Activity:**

Randomly during the call out DEAC (Drop Everything And Colour). Focus on colouring, don't worry about any other work or anything going on around you just worry about colouring to the best of your ability.

# **Answers:**

## **English:**

### **Just Phonics Page 56:**

#### **Activity A:**

#### **In the mouse:**

Out  
Loud  
Proud  
Count  
Cloud  
Mouth  
Ground  
Couch  
Round

#### **In the Owl:**





How  
Now  
Down  
Town  
Brown  
Gown  
Cow  
Crown  
Clown

### **Page 30 - Capital Letters**

#### **Activity A:**

Niamh  
Carl  
Eoin  
Tamara  
James

### Activity B:

			
<u>Amy</u>	<u>Finn</u>	<u>Ben</u>	<u>Kate</u>

### Activity C:

1. Jenny and Rachel both have black hair.
2. Do you know where Frank is hiding?
3. My best friends are Sean and David.
4. Shauna and Jilla are on holiday.

### Maths:

1. There are 8 socks on the line.  
This is an even number.
2. There are 7 birds on the wall.  
This is an odd number.
3. (a) 2, 4, 6, 8, 10, 12, 14  
(b) 1, 3, 5, 7, 9, 11, 13, 15
4. (a) 16, 14, 12, 10, 8, 6, 4, 2  
(b) 15, 13, 11, 9, 7, 5, 3, 1
5. (a) Even numbers end in 0, 2, 4, 6 or 8  
(b) Odd numbers end in 1, 3, 5, 7 or 9
6. (a) 12 & 14  
(b) 5 & 9
7. (a) 7, 9, 11, 13 & 15  
(b) 6, 8, 10, 12 & 14
8. (a) When I add two odd numbers I get an even number.  
(b) When I add an even number to an odd number I get an odd number.
9. There are 15 children in a club.  
If 8 of them are girls there are an odd number of boys.



