


Suggested work Tuesday 16th June


Gaeilge

This week we are revising some of the work that we have previously done in school. Keep focusing as much on spoken Gaeilge as written Gaeilge. Keep playing games that you are used to such as eye spy, bingo, hangman, matching the word to the picture and so on. All of these can be played using Irish words!

Read and complete the worksheet below. You could also test yourself! You can say the words and phrases, cover them, write them and then draw a picture to match! How many can you remember? Charades is also a fun game that you can play using the phrases and words below.

2. Is Maith Liom...





Ní maith liom im.

Is maith liom im.

cairéid

im

scón

arán

milseáin

Is maith liom scón.

calóga

liom calóga.

C  Le foghlaim




1. donn



2. oráiste



3. corcra



4. bándearg



5. liath



6. glas




7. buí




8. dearg

D  Féach agus dathaigh.



Súil Siar A


A  Ceangail, scríobh agus dathaigh.



bainne

bainne

ispíní



subh

calóga

im



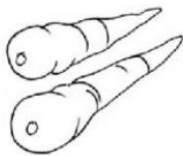
sicín

cairéid



scón

banana



milseáin



English

This week your child should read “First Class Postcards”, pages 87-93, from “Fun at the Circus”. Complete the following worksheet after reading the story or complete it in your skills book if you have it. Ask your child did they enjoy this story? Why? What did you like or dislike about this story? The boys can make connections between the story and their own lives.






Activity: Take the next two bold words from the story “burned” and “tongue” and put them into sentences.

We are also continuing with the Just Phonics book. Complete the worksheet below or in your book if you have it at home.

During Reading **Book Talk**

WALT: Respond to a text using our senses.

A  **What do you see, hear, smell, taste and touch as you read?**

I see... 	I hear... 
I smell... 	I taste... 
I touch... 	This text makes me feel...

B  **Pick a postcard. Write three facts and one fib.**

 FW

1. _____
 2. _____
 3. _____
- Fib:** _____

Soft c and word family _ice

A Try all these letters with ice (**bice** ✗, **dice** ✓). Write the **real** words.

a k u pr
 b ✗ l v sh
 c m w sl
 d ✓ n x sn
 e o y sp
 f p z st
 g q ch th
 h r dr tr
 i s fl tw
 j t pl wh

dice

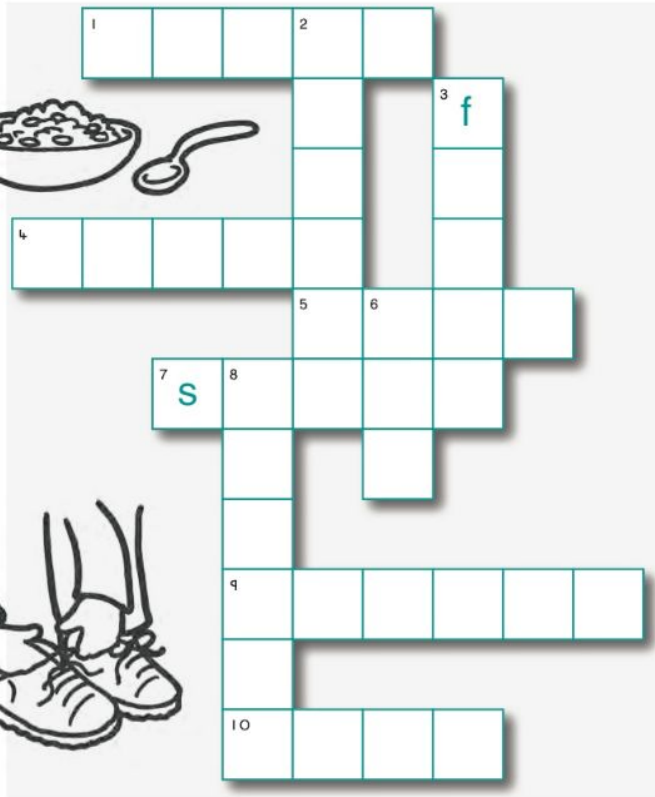
B Crossword. Read the clues. Write the answers.

Across

1. put it on pasta
4. two times
5. small animals that like cheese
7. see the stars here
9. eat for breakfast
10. tie shoe

Down

2. watch film in it
3. between two gardens
6. frozen water
8. write with it



C Your teacher will read a sentence. Listen carefully. Write the sentence here.



Maths

Where required for maths work this week allow your child to use the hundred square or the number line 0-100. These can be found in this document or on our class blogs. Complete the worksheets below or complete it in your copy. We are focusing on revision this week.

Money 3 – Puzzle

Add the coins in each rectangle – one rectangle at a time.
Colour the rug below using the following colour code.

Colour code: **24c** red **37c** blue **42c** green
50c yellow **29c** purple **46c** pink



My 0 to 100 Number Line



0 1 2 3 4 5 6 7 8 9 10 11 12 13 14 15 16 17 18 19 20 21 22 23 24 25



twinkl.co.uk




26 27 28 29 30 31 32 33 34 35 36 37 38 39 40 41 42 43 44 45 46 47 48 49 50



twinkl.co.uk



51 52 53 54 55 56 57 58 59 60 61 62 63 64 65 66 67 68 69 70 71 72 73 74 75



twinkl.co.uk



76 77 78 79 80 81 82 83 84 85 86 87 88 89 90 91 92 93 94 95 96 97 98 99 100



twinkl.co.uk

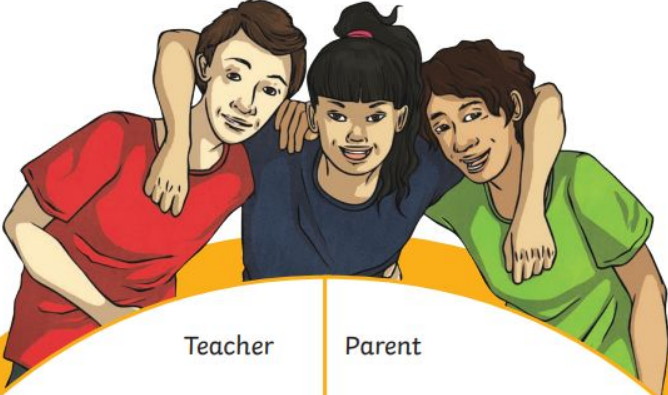
100 Square

1	2	3	4	5	6	7	8	9	10
11	12	13	14	15	16	17	18	19	20
21	22	23	24	25	26	27	28	29	30
31	32	33	34	35	36	37	38	39	40
41	42	43	44	45	46	47	48	49	50
51	52	53	54	55	56	57	58	59	60
61	62	63	64	65	66	67	68	69	70
71	72	73	74	75	76	77	78	79	80
81	82	83	84	85	86	87	88	89	90
91	92	93	94	95	96	97	98	99	100

S.P.H.E

Kindness Wheel

Task: Describe different ways you can be kind towards different people.



Teacher

Parent

Peer

Friend

Sibling

Stranger

Community member

Ourselves

A large circular 'Kindness Wheel' with a central rainbow and cloud illustration. The wheel is divided into eight segments, each labeled with a group of people: Teacher, Parent, Peer, Friend, Sibling, Stranger, Community member, and Ourselves. Each segment contains several horizontal lines for writing.

Lego Challenge






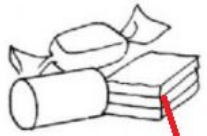


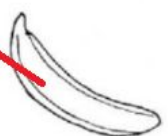
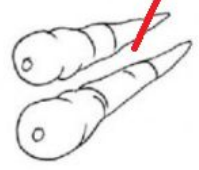
Build your favourite toy.

Answer sheet:

Gaeilge:

Súil Siar A

A  Ceangail, scríobh agus dathaigh.

	bainne	<u>bainne</u>	
	ispíní	_____	
	subh	_____	
	calóga	_____	
	im	_____	
	sicín	_____	
	cairéid	_____	
	scón	_____	
	banana	_____	
	milseáin	_____	

English:

Soft c and word family _ice

A Try all these letters with ice (bice ✗, dice ✓). Write the **real** words.

a	k	u	pr
b	l	v	sh
c	m	w	sl
d	n	x	sn
e	o	y	sp
f	p	z	st
g	q	ch	th
h	r	dr	tr
i	s	fl	tw
j	t	pl	wh

dice	price
lice	slice
mice	spice
nice	trice
rice	twice

B Crossword. Read the clues. Write the answers.

Across

1. put it on pasta
4. two times
5. small animals that like cheese
7. see the stars here
9. eat for breakfast
10. tie shoe

Down

2. watch film in it
3. between two gardens
6. frozen water
8. write with it



Maths:

Money 3 – Puzzle

Add the coins in each rectangle – one rectangle at a time.
Colour the rug below using the following colour code.

Colour code:  red  blue  green
 yellow  purple  pink

