


## **Suggested work Wednesday 17th June**


### **Gaeilge**

This week we are revising some of the work that we have previously done in school. Keep focusing as much on spoken Gaeilge as written Gaeilge. Keep playing games that you are used to such as eye spy, bingo, hangman, matching the word to the picture and so on. All of these can be played using Irish words!

Read and complete the worksheet below. You could also test yourself! You can say the words and phrases, cover them, write them and then draw a picture to match! How many can you remember? Charades is also a fun game that you can play using the phrases and words below.

## 2. Is Maith Liom...





Ní maith liom im.

Is maith liom im.

cairéid

im

scón


arán

milseáin

Is maith liom scón.

calóga

liom calóga.

**B**  **Scríobh agus dathaigh.**


ag rith  
ag léamh  
ag léim

ag gáire  
ag tafann  
ag scríobh

ag ól  
ag siúl  
ag ithe




ag \_\_\_\_\_



\_\_\_\_\_



\_\_\_\_\_




\_\_\_\_\_



\_\_\_\_\_



\_\_\_\_\_



\_\_\_\_\_



\_\_\_\_\_



\_\_\_\_\_

## English

This week your child should read “First Class Postcards”, pages 87-93, from “Fun at the Circus”. Complete the following worksheet after reading the story or complete it in your skills book if you have it. Ask your child did they enjoy this story? Why? What did you like or dislike about this story? The boys can make connections between the story and their own lives.

**Activity:** Take the next two bold words from the story “permanent” and “aeroplane” and put them into sentences.

We are also continuing with the Just Phonics book. Complete the worksheet below or in your book if you have it at home.

**After Reading Understanding**

**WALT:** Discuss and use new words.

**A**  **Fill in the comic strip.**



Word: <b>permanent</b>	
Write what this word means. _____ _____	Draw a picture of something permanent.
Make a connection to this word. _____ _____	
Put this word into a sentence. _____ _____	Write a word that means the opposite of this word. _____

**B**  **Pick a word. Roll a die. Read what you must do!**

comics	postcard	tongue
aeroplane	tradition	greetings

1. Say it three times.
2. Write it down.
3. Explain it.
4. Use it in a sentence.
5. Draw it.
6. Sing it!

_____ _____ _____ _____
----------------------------------

**Strand:** Reading **Element:** Communicating LO 2  
**Strand:** Writing **Element:** Exploring and Using LO 8

Soft g makes a j sound  
when it comes before i, e and y.



**A** Look at the picture. Tick true (✓) or false (X) for each sentence.

1. The giant is on the stage.
2. The large giraffe is drinking orange juice.
3. The magician has a huge magic hat.
4. The clown is in danger of falling.
5. The lion is in the cage.
6. The boy's age is seven.
7. The girl has a gem.
8. The girl has a long fringe.


**B** Read the sentences. Colour the picture.

1. Colour the lion yellow.
2. Colour the stage brown.
3. Colour the clown. Use rainbow colours.

**C** Your teacher will read a sentence. Listen carefully. Write the sentence here.

---

## **Maths**

Where required for maths work this week allow your child to use the hundred square or the number line 0-100. These can be found in this document or on our class blogs. Complete the worksheets below or complete it in your copy. We are focusing on revision this week.



# Money 3 – Wordsearch



Add the coins below. Write the totals.

Ring and colour the words for these amounts in the wordsearch.

(a)		= <input type="text"/> c	(i)		= <input type="text"/> c
(b)		= <input type="text"/> c	(j)		= <input type="text"/> c
(c)		= <input type="text"/> c	(k)		= <input type="text"/> c
(d)		= <input type="text"/> c	(l)		= <input type="text"/> c
(e)		= <input type="text"/> c	(m)		= <input type="text"/> c
(f)		= <input type="text"/> c	(n)		= <input type="text"/> c
(g)		= <input type="text"/> c	(o)		= <input type="text"/> c
(h)		= <input type="text"/> c	(p)		= <input type="text"/> c

t	h	i	r	t	y	n	s	i	x	t	e	e	n
s	e	v	e	n	t	e	e	n	f	o	r	t	y
f	i	f	t	y	r	n	i	n	e	t	e	e	n
o	x	e	e	i	g	h	t	e	e	n	f	o	r
a	t	w	e	n	t	y	f	i	v	e	s	v	x
e	v	e	n	s	f	o	r	t	y	f	o	u	r
e	l	e	v	e	n	f	t	w	e	n	t	y	p
c	t	h	i	r	t	y	o	n	e	a	t	w	o
f	o	r	t	y	e	i	g	h	t	z	e	r	n
b	a	t	t	h	i	r	t	y	s	e	v	e	n
t	h	r	o	m	c	f	i	f	t	e	e	n	b
o	t	h	i	r	t	e	e	n	b	r	o	w	n



# My 0 to 100 Number Line



0 1 2 3 4 5 6 7 8 9 10 11 12 13 14 15 16 17 18 19 20 21 22 23 24 25



twinkl.co.uk




26 27 28 29 30 31 32 33 34 35 36 37 38 39 40 41 42 43 44 45 46 47 48 49 50



twinkl.co.uk



51 52 53 54 55 56 57 58 59 60 61 62 63 64 65 66 67 68 69 70 71 72 73 74 75



twinkl.co.uk



76 77 78 79 80 81 82 83 84 85 86 87 88 89 90 91 92 93 94 95 96 97 98 99 100



twinkl.co.uk

# 100 Square

1	2	3	4	5	6	7	8	9	10
11	12	13	14	15	16	17	18	19	20
21	22	23	24	25	26	27	28	29	30
31	32	33	34	35	36	37	38	39	40
41	42	43	44	45	46	47	48	49	50
51	52	53	54	55	56	57	58	59	60
61	62	63	64	65	66	67	68	69	70
71	72	73	74	75	76	77	78	79	80
81	82	83	84	85	86	87	88	89	90
91	92	93	94	95	96	97	98	99	100

**S.P.H.E**

**Showing Kindness**

<p>Feels Like</p>	
	
<p>Sounds Like</p>	<p>Looks Like</p>

# Lego Challenge

Build the perfect playground/play area.

## Answer sheet:

Gaeilge:

**B**  **Scríobh agus dathaigh.** A

<p>ag rith                      ag gáire                      ag ól ag léamh                    ag tafann                    ag siúl ag léim                      ag scríobh                    ag ithe</p>		
 ag tafann -----	 ag ithe -----	 ag léamh -----
 Ag Léim -----	 Ag gáire -----	 Ag ól -----
 Ag siúl -----	 Ag scríobh -----	 Ag rith -----

English:

Soft g

Soft g makes a j sound when it comes before i, e and y.



**A** Look at the picture. Tick true (✓) or false (x) for each sentence.

1. The giant is on the stage.
2. The large giraffe is drinking orange juice.
3. The magician has a huge magic hat.
4. The clown is in danger of falling.
5. The lion is in the cage.
6. The boy's age is seven.
7. The girl has a gem.
8. The girl has a long fringe.

- |   |
|---|
| x |
| ✓ |
| x |
| ✓ |
| ✓ |
| x |
| ✓ |
| ✓ |

**Maths:**

# Money 3 – Wordsearch



Add the coins below. Write the totals.

Ring and colour the words for these amounts in the wordsearch.

(a)  = 15c

(b)  = 17c

(c)  = 18c

(d)  = 44c

(e)  = 25c

(f)  = 48c

(g)  = 37c

(h)  = 13c

(i)  = 19c

(j)  = 30c

(k)  = 40c

(l)  = 50c

(m)  = 20c

(n)  = 11c

(o)  = 16c

(p)  = 31c