

First Class Suggested Work Wednesday May 6th 2020

Gaeilge


If your child does not have access to printed worksheets. Challenge them to draw a picture of the three little pigs living on the same street in a house made of straw, sticks and bricks and the wolf at the top of the street. When they get the chance to use a screen they can use the blow words to label their diagram.

They can then say or write what they see in the picture e.g. Feicim muc.

Spéir	Sky
Crann	Tree
Teach	House
Simléar	Chimney
Mactíre	Wolf
An Ghrian	Sun
Muc	Pig
Geata	Gate
Gairdín	Garden
Féar	Grass
Bláthanna	Flowers



Na Trí Mhuc



English

Think about, read or listen to a couple of pages from your favourite book. Then answer the following questions (Write or draw what you think of);

- What do you think of when you hear the title of the story?
- What do you feel when you read this story?
- What do you think when you read this story?
- What are you wondering when you read this story?
- Can you write some I wonder why questions about this story?
- What would you change about this story?
- Why is this your favourite story?
- Can you write your own blurb about this story?

From this why not challenge your child to write their own story or make a comic book about this story or their own story. Create a new front cover or a film poster for their favourite story!

During Reading Book Talk

WALT: Discuss the text and ask questions.

A  **Fill in the think sheet.**



I'm wondering...	I'm thinking...
_____	_____
_____	_____
_____	_____
I'm seeing...	I'm feeling...
_____	_____
_____	_____
_____	_____



B  **What words did you like in this text?**

I liked 'parades', because I have been in a parade.



C  **Ask 'I wonder why' questions.**



	
---	--



Maths

Maths scavenger hunt: Challenge your child to find as many of the following in your house as they can.

Ask them to round to the nearest number ends in:

5, 6, 7, 8, 9 rounds up to the nearest ten

1, 2, 3, 4, rounds down to the nearest ten

(Use the rounding hundred square for help)

When they have the grid finished complete the following sums;

Use the hundred square where necessary for addition.

Total:

Keyholes + shoes in room =

Doors + clocks =

Teddy bears + Potted plants =

Footballs + Spoons =

Windows + Forks =

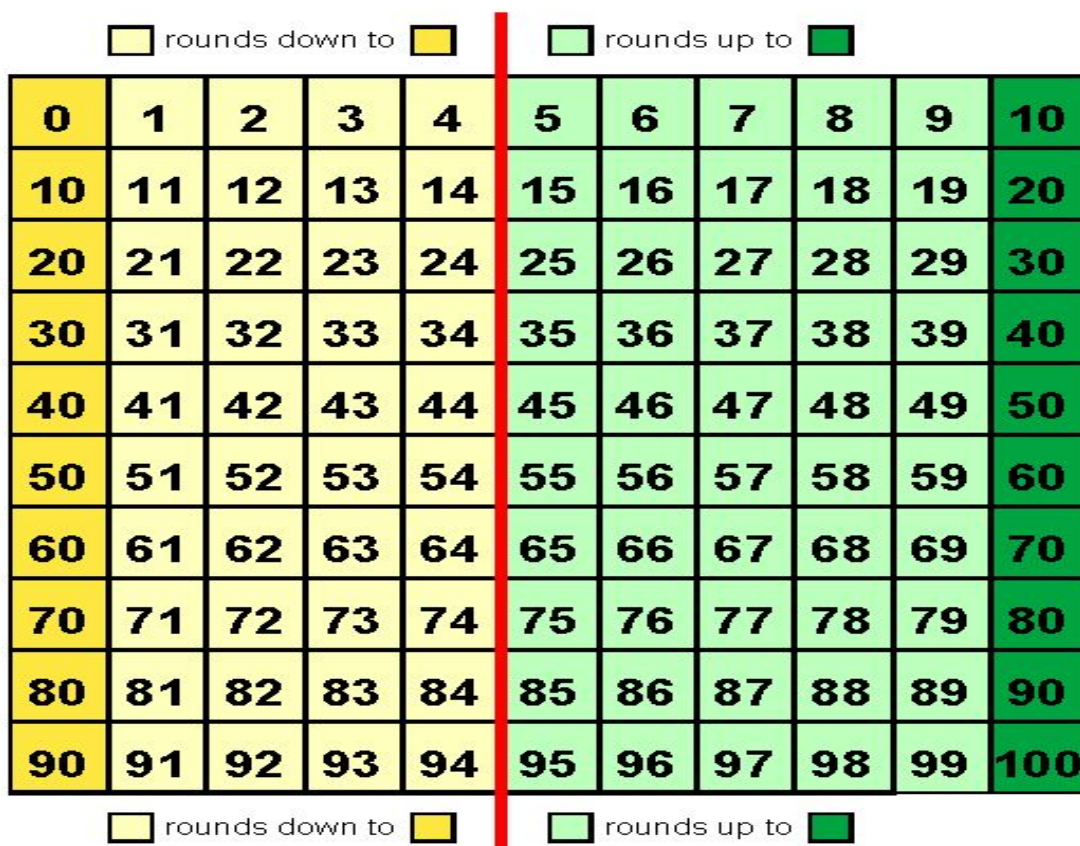
Televisions + Bags =

Radiators + Pets =

Steps + Toothbrushes =

Tables + Boxes =

Hundreds Chart

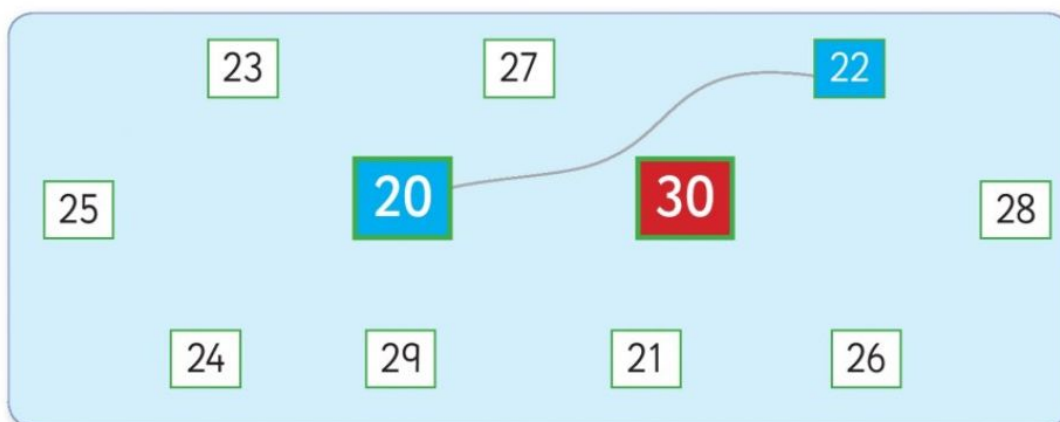


<u>Object:</u>	<u>Answer:</u>	<u>Round to:</u>
Keyholes		
Doors		
Teddy bears		
Footballs		
Windows		
Televisions		
Radiators		
Steps		
Tables		
Boxes		
Toothbrushes		
Pets		
Bags		
Forks		
Spoons		
Potted plants		
Clocks		
Shoes in their room		

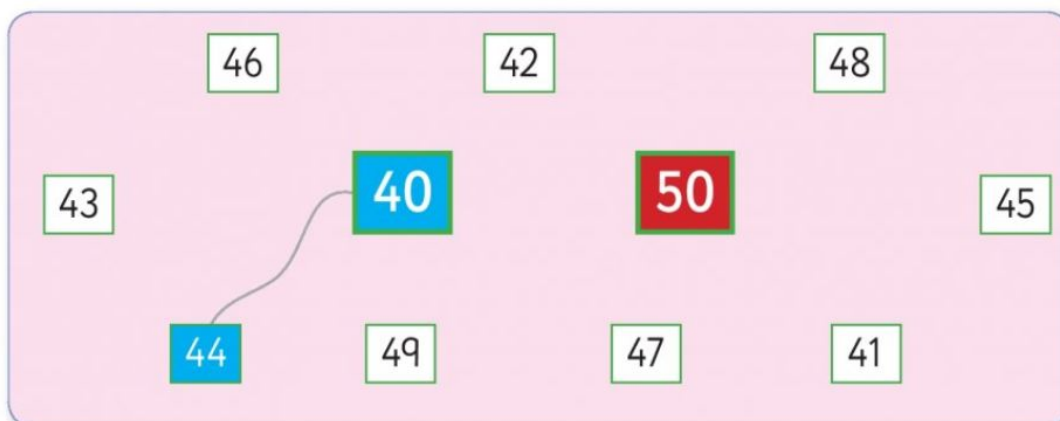
Estimation – Rounding **up** and **down**



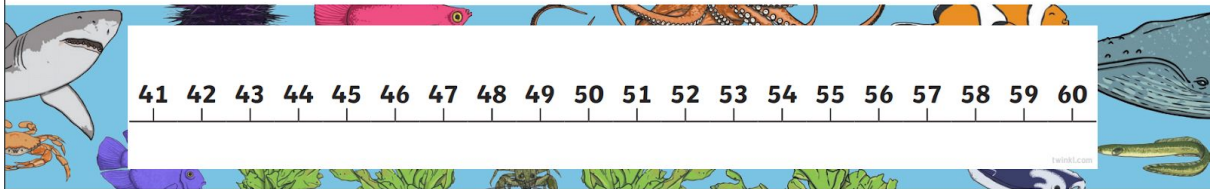




1. Colour the numbers that round **up** to 30, **red**. Match.
Colour the numbers that round **down** to 20, **blue**. Match.



2. Colour the numbers that round **up** to 50, **red**. Match.
Colour the numbers that round **down** to 40, **blue**. Match.





S.E.S.E

Using previous knowledge and research help if possible and get your child to create some animal fact file. Answering some of the below questions. Draw a picture, keep them short, keep them gathered together and your child could make an animal fact file book.

What animal is it?

What does the animal look like?

Do they have skin, fur, feathers etc?

Where do they live?

What do they eat or drink?

How many legs do they have?

Any extra interesting facts?

Animals in Hot and Cold Places

The North Pole is at the top of our world. Do you know anyone who lives at the North Pole? (Hint: He loves the colour red!)



- D** The North Pole is in the Arctic. The temperature in the Arctic is very, very cold. Here is one animal that lives there. Use the word box to write the sentences.

white polar bear swimming blubber warm



I am a _____.

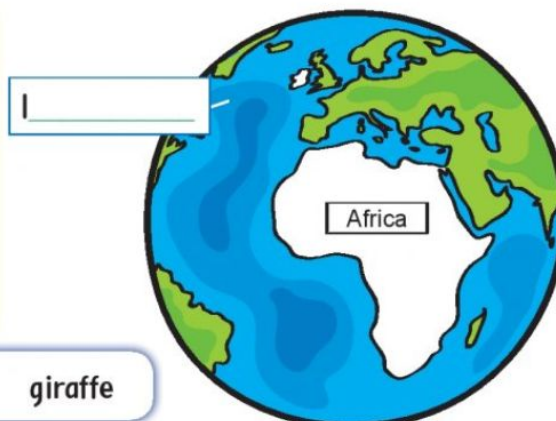
I love _____ in the sea.

My fur looks _____ like snow.

I have _____ under my skin.

Blubber helps keep me _____.

- E** Colour Africa red on the globe. Label Ireland and colour it green. The temperature in Africa is very, very hot. Here is one animal that lives there. Use the word box to write the sentences.



neck tongue leaves animal giraffe



I am a _____.

I have a very long _____.

I am the tallest land _____ in the world. I can eat _____ that no other animals can reach.

My long _____ helps me pull leaves from trees.

Art

Draw, paint, create whatever comes to mind of the below prompt:

- Create your favourite ocean animal.

Physical Education

Here are some ideas for P.E;

- Practice creative dancing - put on some music you and your child like, and let them practice freestyle dancing. React to the music like we do in class when we use GoNoodle .
- Joe Wicks is providing a fantastic free service on YouTube "P.E with Joe". Joe is fantastic at getting everyone in the family moving in a fun way. Well worth a watch.
- "Cosmic Kids Yoga" is another great free resource on YouTube that is ideal for mindfulness and relaxation for all children.
- Challenge your child to try and "run a mile" in the back garden like we do in school. Make sure they count and record how many laps they do, try and beat it tomorrow.
- GoNoodle is another great free resource click "Get Started" and "Families Play Now". All the children in First class know how this works so they can help you out if you need it.

Wednesday May 6th Answer sheet

Maths

1. 21, 22, 23 & 24 round down to 20. So they should be coloured blue.
25, 26, 27, 28 & 29 round up to 30. So they should be coloured red.
2. 41, 42, 43 & 44 round down to 40. So they should be coloured blue.
45, 46, 47, 48 & 49 round up to 50. So they should be coloured red.

S.E.S.E

D) I am a Polar Bear.

I love swimming in the sea.

My fur looks like white snow.

I have blubber under my skin.

Blubber helps keep me warm.

E) I am a giraffe.

I have a very long neck.

I am the tallest land animal in the world.

I can eat leaves that no other animal can reach.

My long tongue helps pull leaves from trees.

Other useful websites:

RTE will be broadcasting an hour of “school on TV” everyday. It will run from 11-12 Monday to Friday on RTÉ 2, with a shorter "catch-up" segment later in the afternoon. The programme will also be available on the RTÉ Player and supporting worksheets and other material will be on RTE.ie/learn.

Some of these websites will ask for “grade” instead of class. First or Second grade will line up with what your child will be learning in first class. We are not asking anyone to sign up to anything or to commit money to anything.

Literacy and Maths games:

<https://www.abcya.com/>

<https://ie.ixl.com/>

For S.E.S.E and any project work:

<https://kids.nationalgeographic.com/>

<https://www.nasa.gov/stem>

<https://www.dublinczoo.ie/animals/>

General educational games:

<https://www.highlightskids.com/>

Ebooks & Reading:

<https://www.oxfordowl.co.uk/for-home/find-a-book/library-page/>

<https://www.teachyourmonstertoread.com/>

Phonics Games:

<https://www.phonicsbloom.com/>